

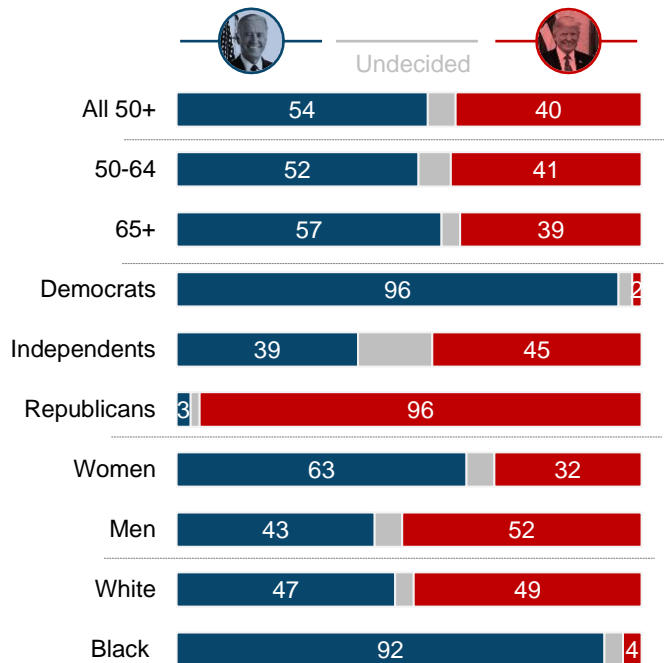
50+ Likely Voters in Michigan

Key Findings:

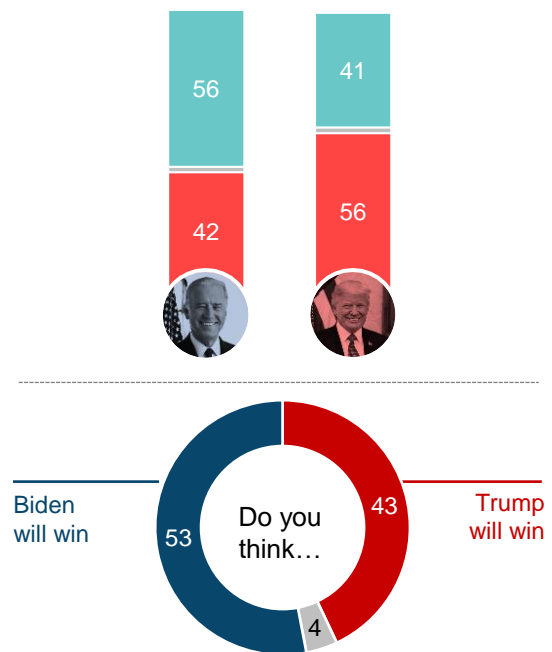
- **Key voting bloc:** In one of the states hit hardest by coronavirus, President Trump trails Biden by 14 points among voters 50+, driven by huge drops among women 50+ and all voters 65+.
- **But the shift goes beyond the virus:** 50+ voters trust Biden more than Trump on a range of issues – including on Trump’s strengths in other states, like rebuilding the economy.
- **The mailbox goes partisan:** Michigan’s vote-by-mail system is very new but already more than half of 50+ voters plan to use it this cycle – though Biden voters are more than twice as likely as Trump voters to use it.
- **The data also puts into stark relief how much COVID has disproportionately impacted Black Americans,** with 65% of Black voters 50+ reporting that they know someone personally who has died of COVID compared to 17% of white voters 50+.
- **Much divides these voters, but they are united by a desire to protect Social Security and Medicare.**

Michigan: The 50+ Voter and the Presidential Election

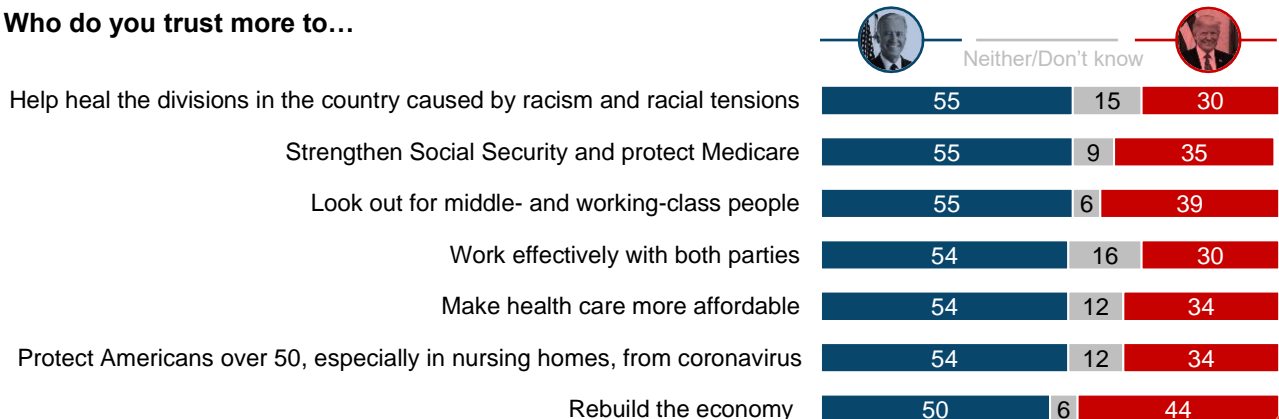
Now, if the election for President were held today...for whom would you vote?



Favorable or unfavorable view of...



Who do you trust more to...



70% of Biden voters 50+ are **extremely motivated to vote for Biden**

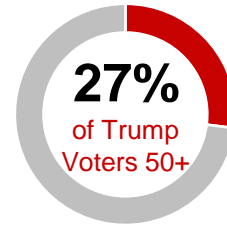
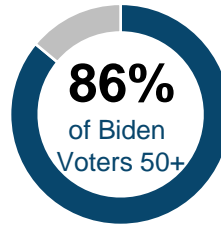
92% of Biden voters 50+ are **worried about Trump winning the election**

75% of Trump voters 50+ are **extremely motivated to vote for Trump**

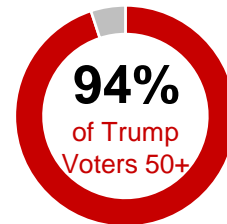
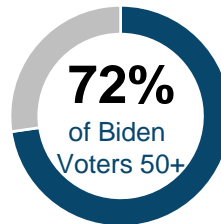
71% of Trump voters 50+ are **worried about Biden winning the election**

How confident are you that votes made by mail will be counted accurately?

Total not confident Somewhat confident Very confident



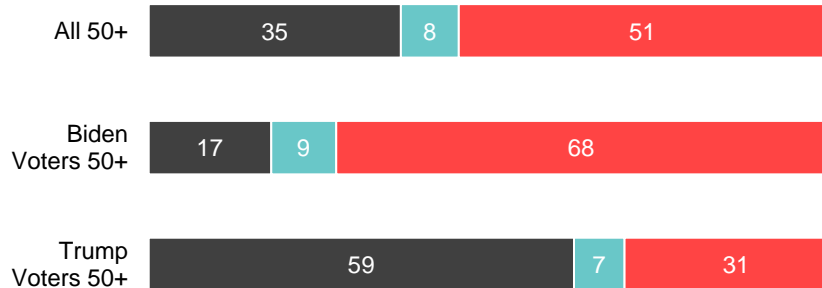
are confident that voting by mail will be safe



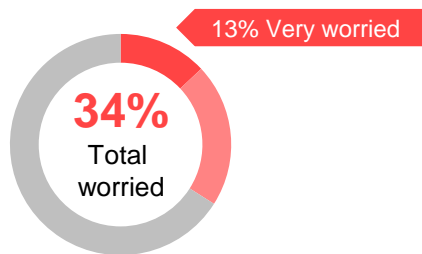
are confident that voting in person will be safe

In this November's general election, do you intend to vote by...

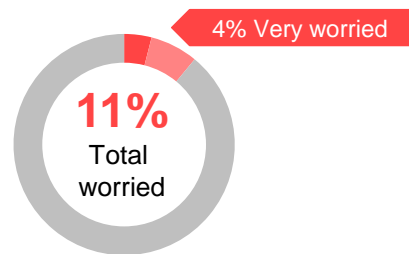
- Going to your polling place on Election Day
- Casting your ballot in person during early voting
- Voting by absentee ballot by mail



How worried are you about not being able to vote because of the coronavirus?



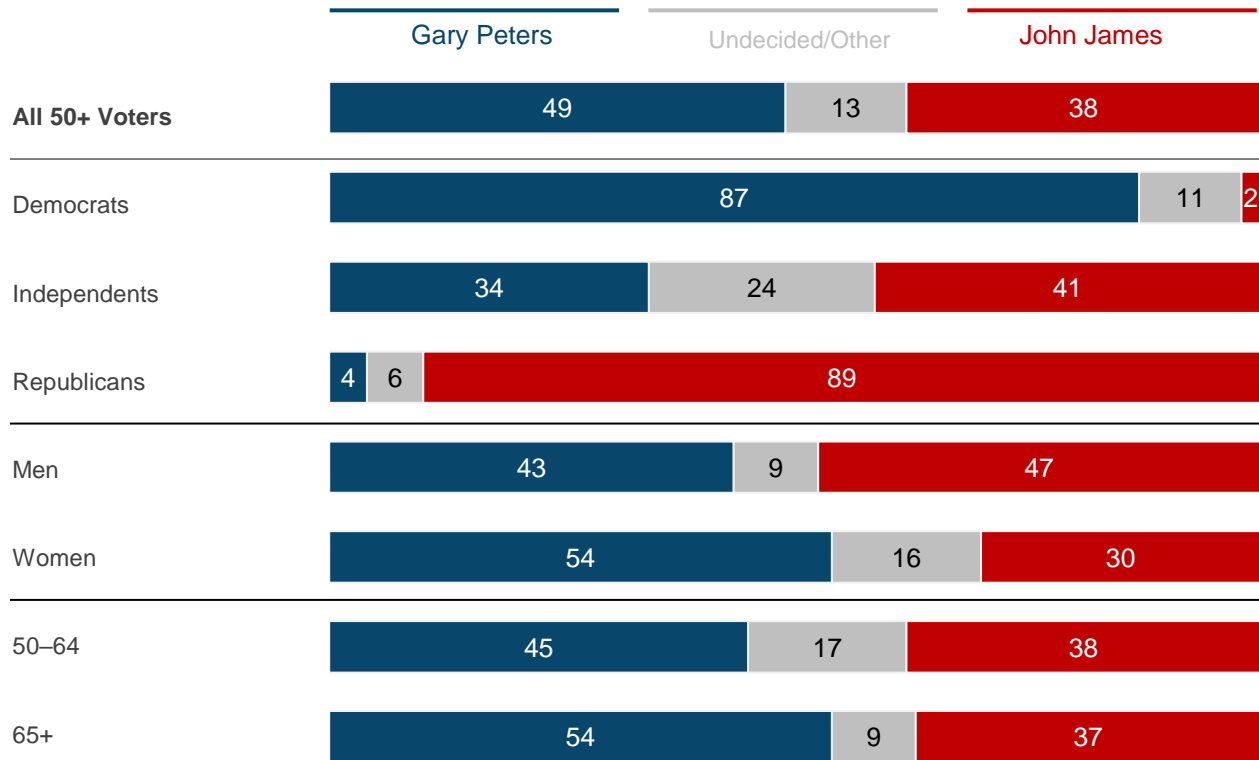
Biden Voters 50+



Trump Voters 50+

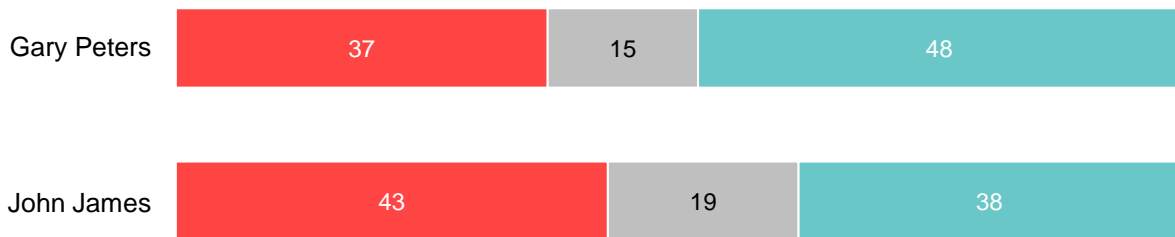


If the election for Senate were held today, who would you vote for?

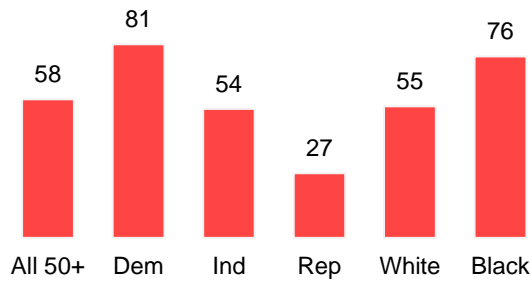


Senate Favorability among 50+ Voters

Please indicate if you have a favorable or unfavorable view of...



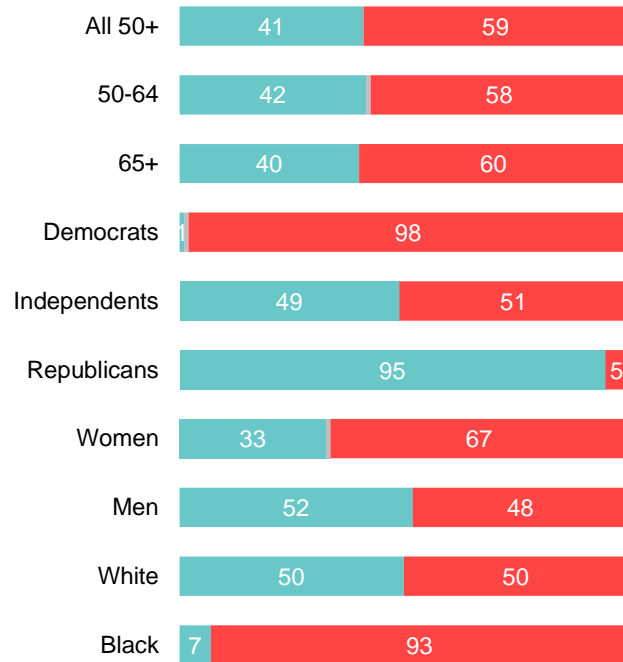
% worried about getting coronavirus



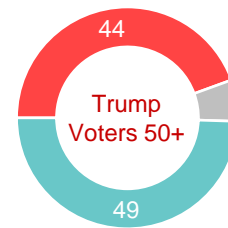
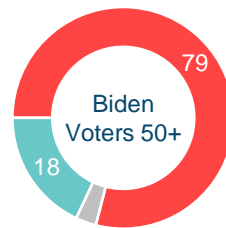
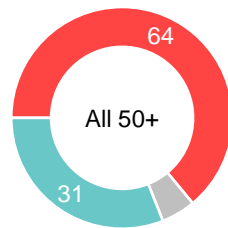
% who knew someone personally who passed away from coronavirus

All 50+	27
Democrats	40
Independents	26
Republicans	9
White	17
Black	65

Do you support or oppose how Trump is managing the coronavirus pandemic?



Which worries you more, getting infected with COVID-19 or getting a vaccine for COVID-19?

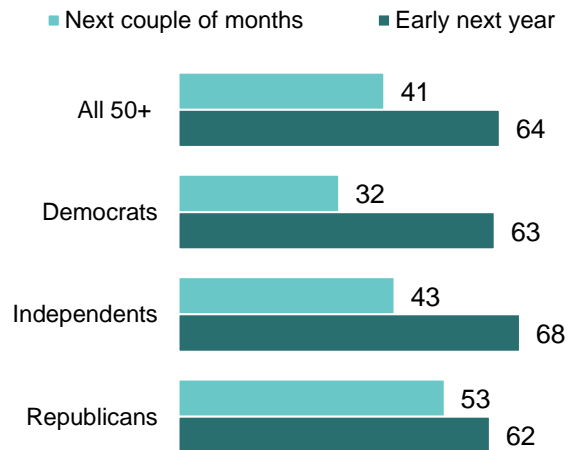


92% of Biden voters 50+ always wear a mask when they go out to public places



52% of Trump voters 50+ always wear a mask when they go out to public places

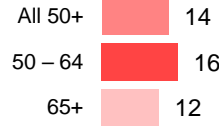
% confident in the safety and efficacy of COVID-19 vaccine if it came out...



% worried about not being able to afford health care they or their family need



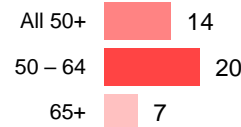
% who have gotten a health care bill they couldn't afford or skipped or rationed medication because they couldn't afford it



% worried about cuts to Social Security to pay for all the new spending and the budget crisis



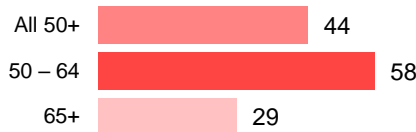
% who have been laid off or furloughed



29% rely on Social Security for **all or more than half** of their income

69% rely on Social Security for **less than half** of their income

% worried about not being able to afford to retire

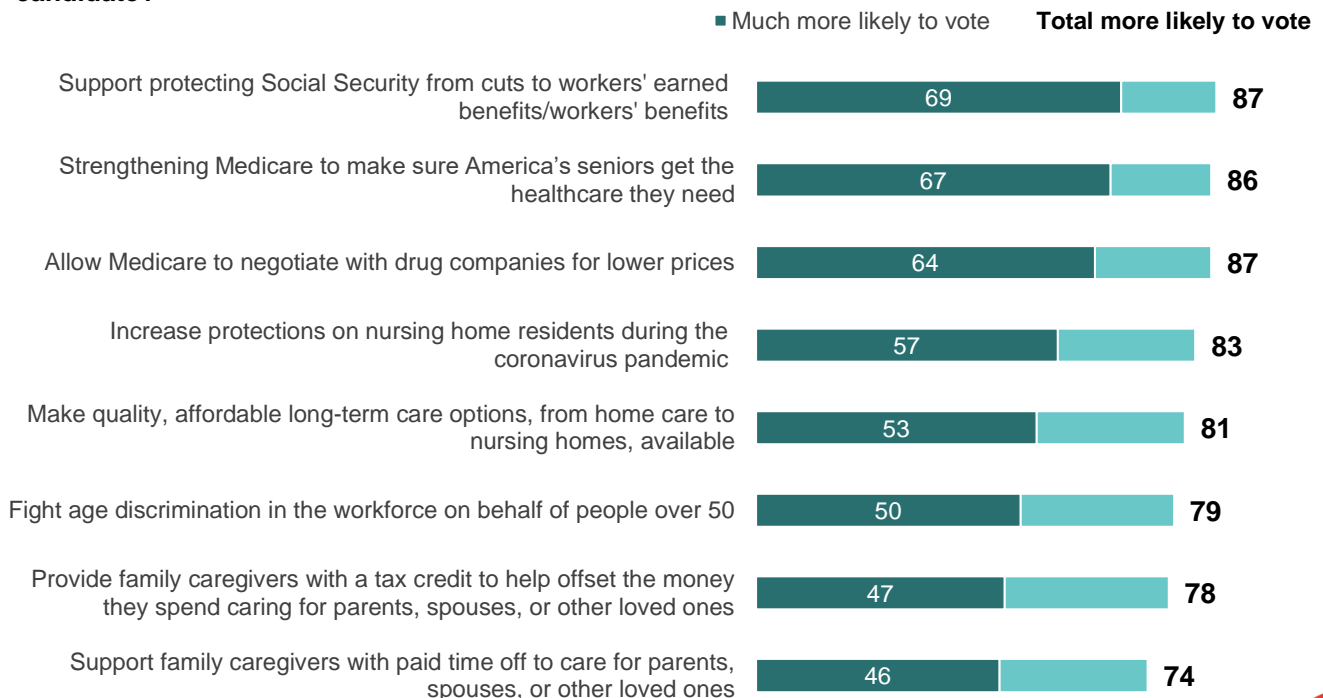


One thing that unites us...

88% of All 50+ **91%** of Democrats **87%** of Independents **84%** of Republicans

worried **Congress won't get anything done** to address the problems we face

If a candidate wanted to do this, would that make you more or less likely to vote for the candidate?



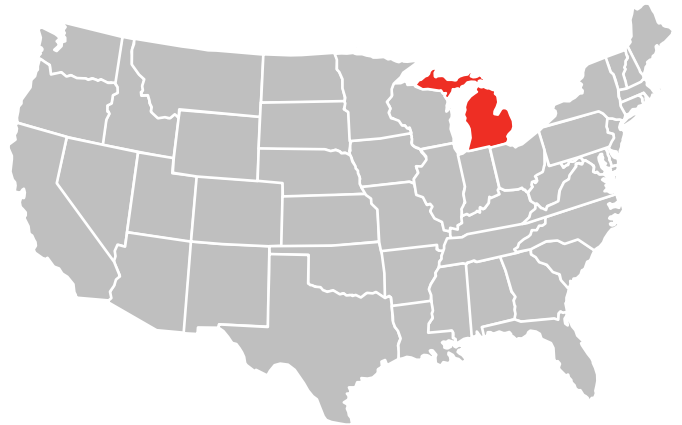
Methodology



Benenson Strategy Group and GS Strategy Group conducted 1600 interviews – by phone, using registered voter lists – with likely 2020 voters in Michigan from August 30th to September 8th. 78% of interviews were conducted via cell phone; 22% via landline.

The survey included an oversample of 1200 50+ voters for additional analysis, including 400 African-American 50+ voters.

Data was weighed to ensure it was representative of the likely voting universe both overall and 50+.



The margin of sampling error for the entire data set is $\pm 2.5\%$ at the 95% confidence level.

- Among likely voters over the age of 50, the margin of sampling error is $\pm 2.9\%$ at the 95% confidence level.

Due to rounding, answer choices may not always add up to 100%.

Please note that due to rounding, a sum may appear to be one point more or less than its parts.

Note: All reported data is among 50+ likely voters except when otherwise specified.

Partisan crosstabs in this report represent how people identify themselves.

For more information, contact Kate Bridges at kbridges@aarp.org

Michigan Report - <https://doi.org/10.26419/res.00401.005>