



Livability for All in Fort Collins and Loveland, CO

An Age-Friendly Community Survey of Residents Age 50-Plus

AARP
October 2016

<https://doi.org/10.26419/res.00132.017>



AARP[®]
Real Possibilities
Research

Livable Community

A livable community is one that is safe and secure, has affordable and appropriate housing and transportation options, and offers supportive community features and services. Once in place, those resources enhance personal independence; allow residents to age in place; and foster residents' engagement in the community's civic, economic, and social life.

– AARP Policy Book, Chapter 9



AARP Network of Age-Friendly Communities

- AARP's Age-Friendly Network is an affiliate of the World Health Organization (WHO) Global Network of Age-Friendly Cities and Communities Program.
- The program was established to connect cities, communities and organizations worldwide with the common vision of making their community a great place where people can grow up and grow old.
- The program targets the environmental, social, and economic factors that influence the health and well-being of residents of all ages.

The WHO 8 Domains of Livability



Community
& Health
Care



Transportation



Housing



Social
Participation



Outdoor
Spaces &
Buildings



Respect &
Social
Inclusion



Civic
Participation
&
Employment



Communication
& Information

Icons from FlatIcon.com

Top Community Features

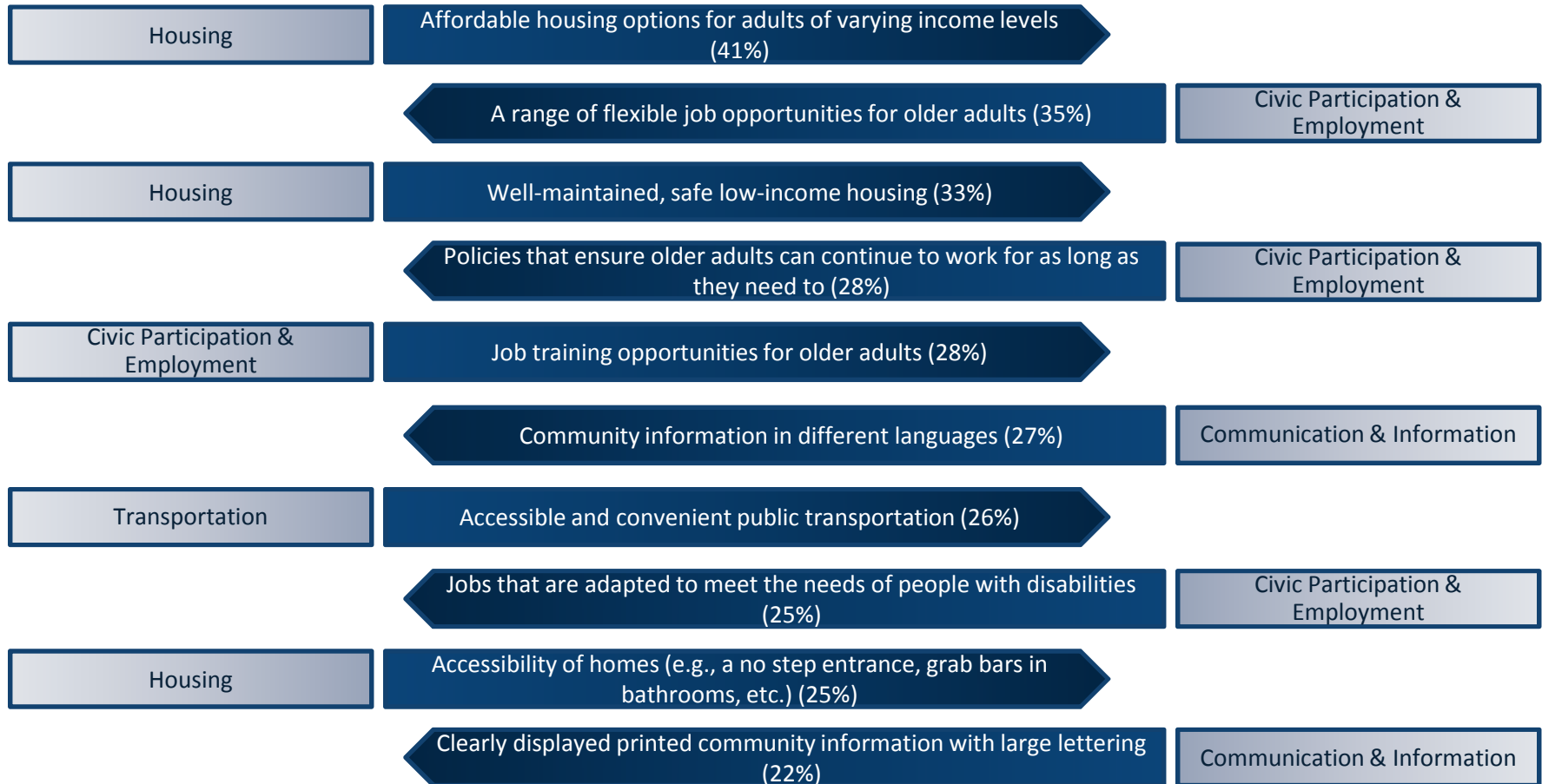
(% Excellent/Very Good)



Source: 2016 AARP Age-Friendly Community Survey of Fort Collins/Loveland Residents Age 50+

Bottom Community Features

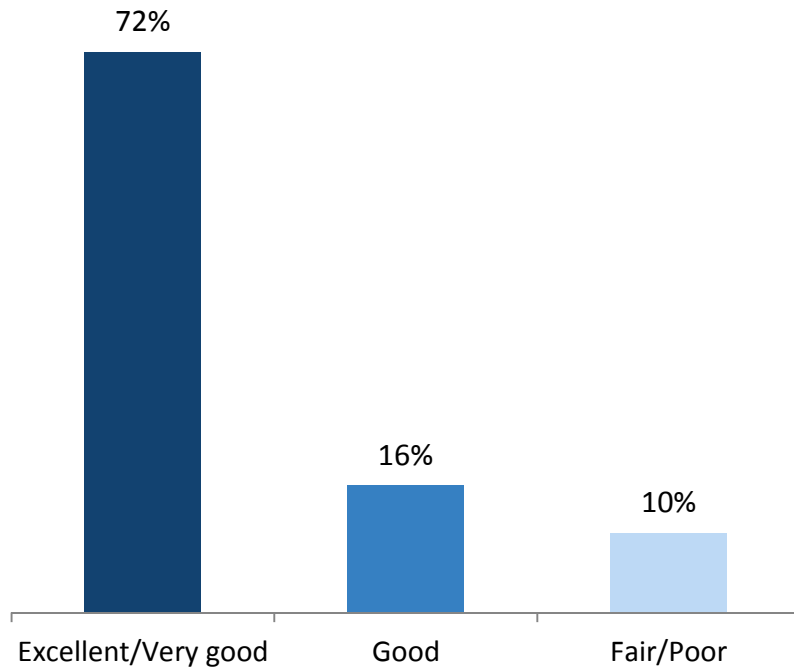
(% Fair/Poor)



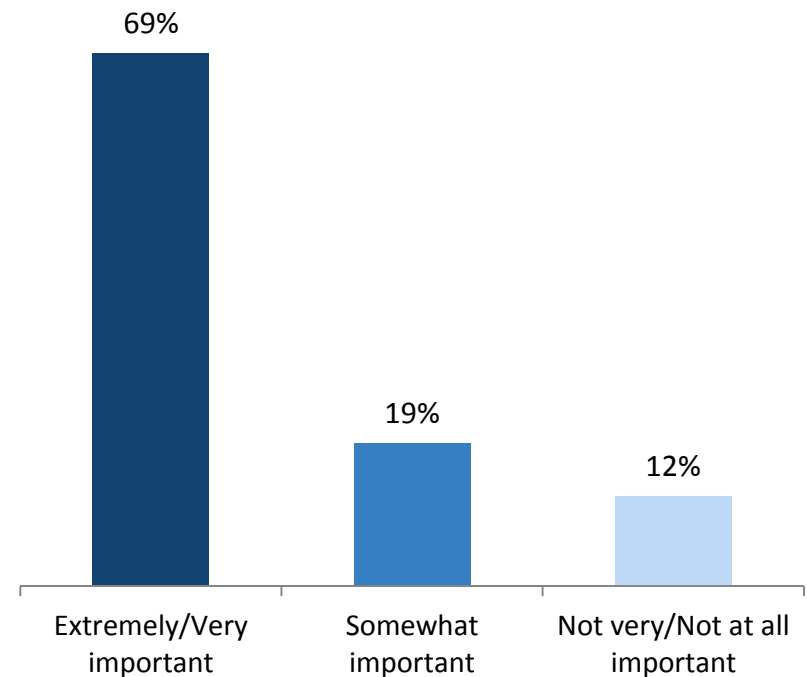
Source: 2016 AARP Age-Friendly Community Survey of Fort Collins/Loveland Residents Age 50+

The majority of Fort Collins/Loveland residents age 50+ believe their community is a good place to age and want to live there independently for as long as possible.

Rating of Current Community
as a Place for People to Live as They Age



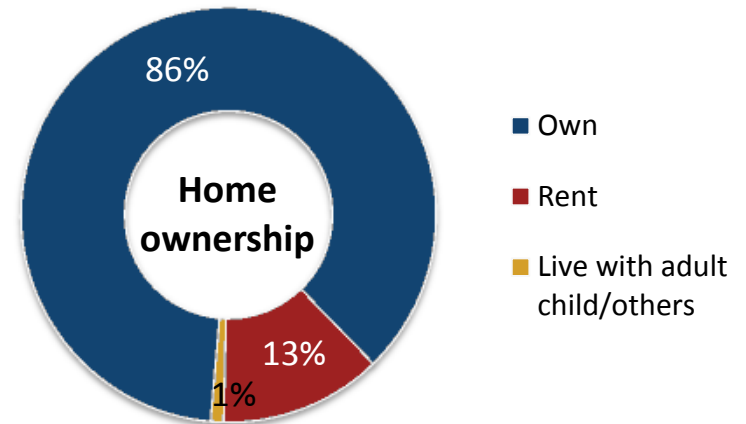
Importance of
Remaining in Current Community



Source: 2016 AARP Age-Friendly Community Survey of Fort Collins/Loveland Residents Age 50+

Most Fort Collins/Loveland residents age 50+ own single family homes.


Type of Home	
A single family house	80%
An apartment	4%
A two family house that has two separate living units	4%
A mobile home	3%
A condominium/Coop	3%
A townhouse/Row house	3%
Senior housing/Assisted living facility	2%
Other	1%



62% of respondents say remaining in their current home is extremely/very important.

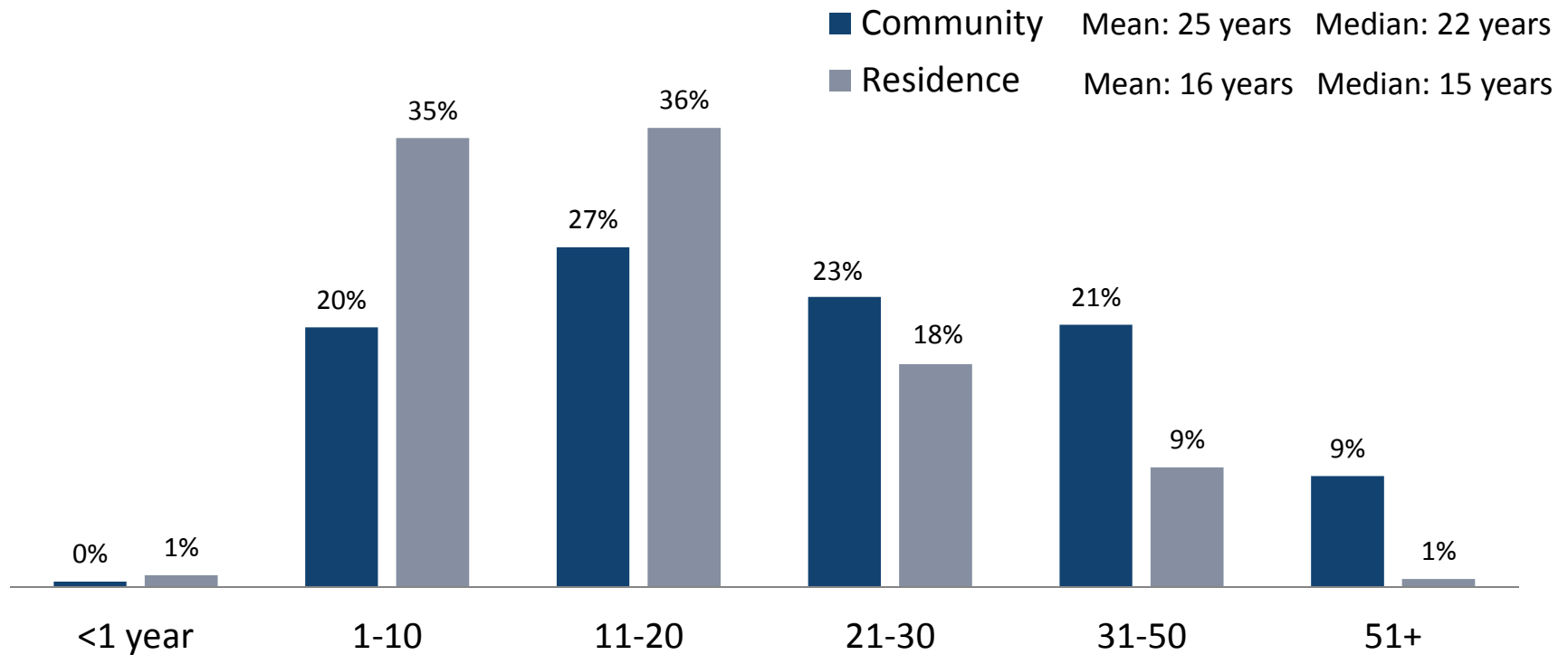


14% of respondents say they need to make major repairs, home modifications, or changes



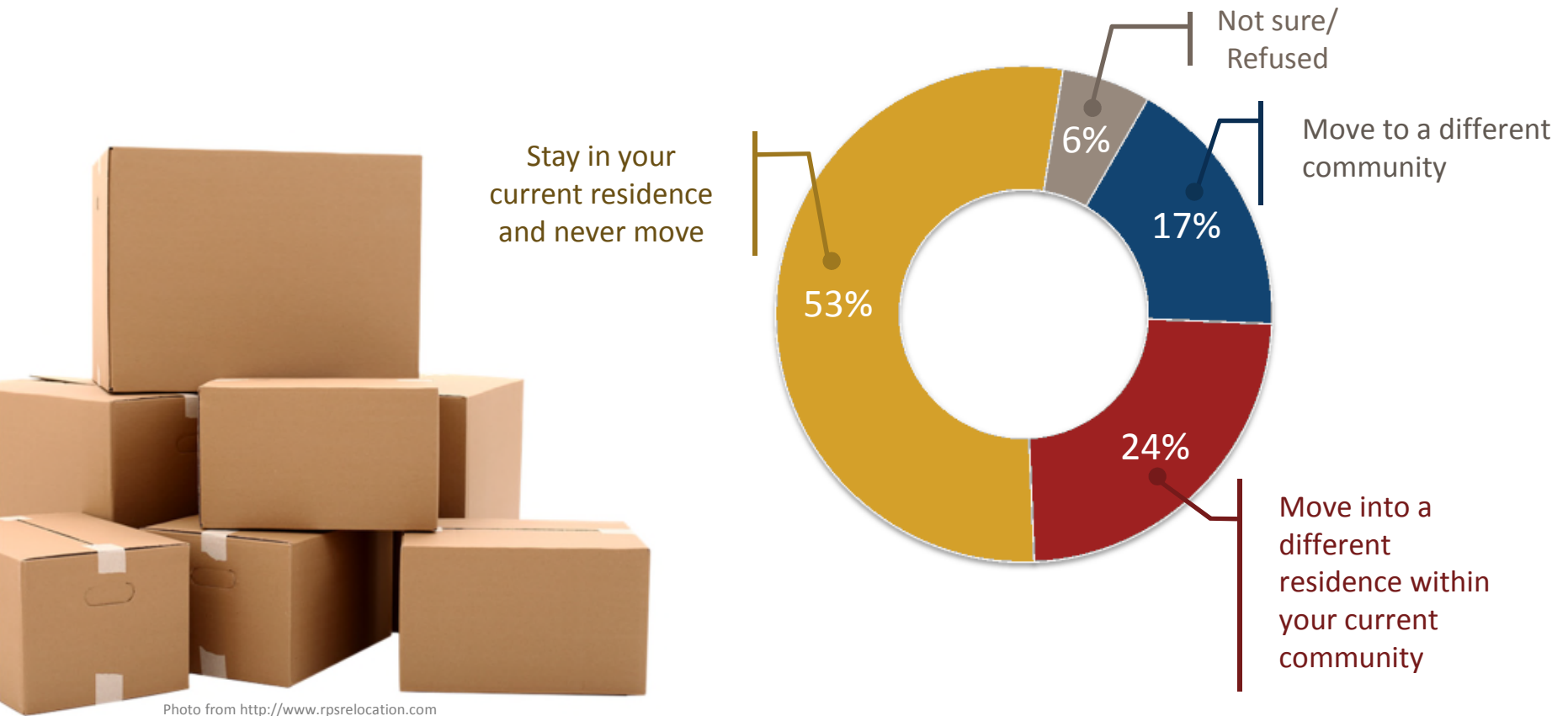
Source: 2016 AARP Age-Friendly Community Survey of Fort Collins/Loveland Residents Age 50+

Fort Collins/Loveland residents age 50+ have lived in their home for an average of 16 years and have lived in their community even longer, an average of 25 years.



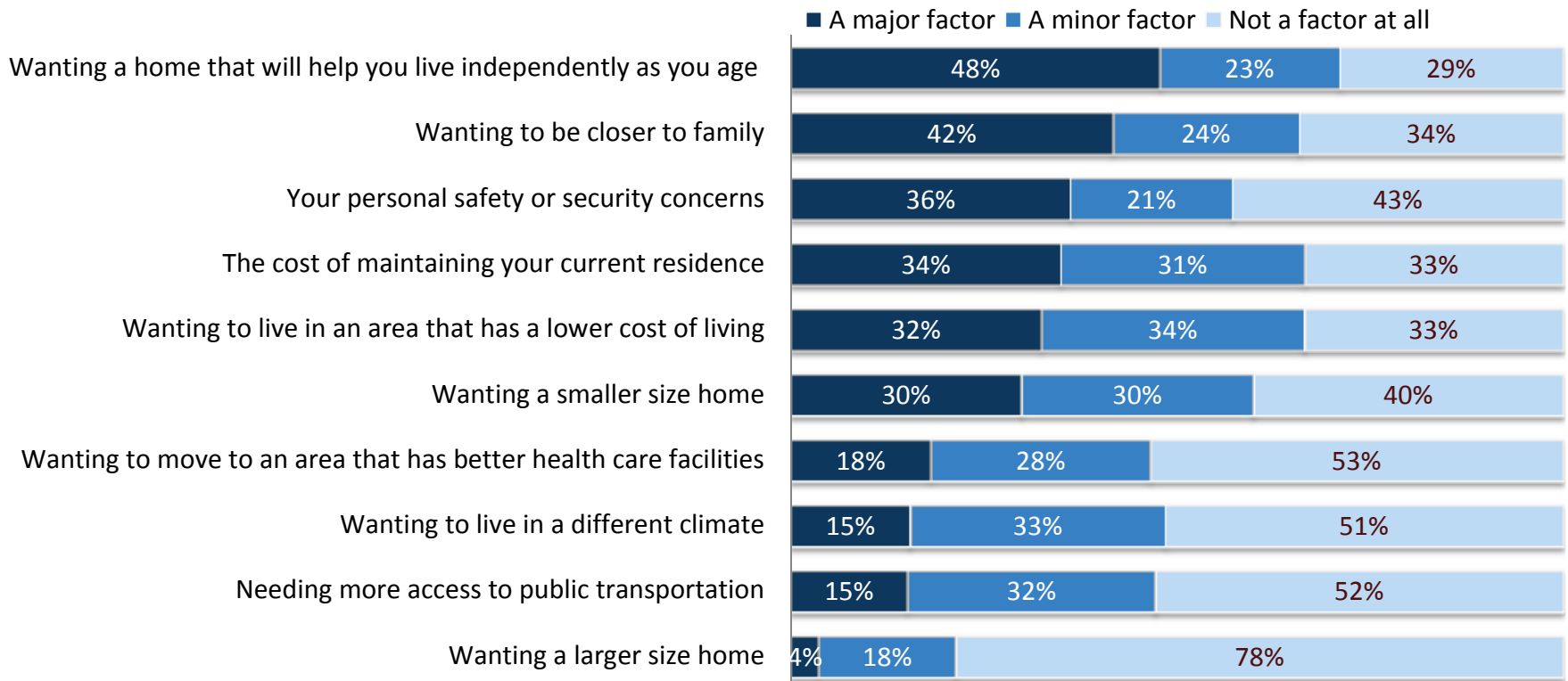
Source: 2016 AARP Age-Friendly Community Survey of Fort Collins/Loveland Residents Age 50+

The majority of Fort Collins/Loveland residents age 50+ expect to stay in their home or community as they get older.



Source: 2016 AARP Age-Friendly Community Survey of Fort Collins/Loveland Residents Age 50+

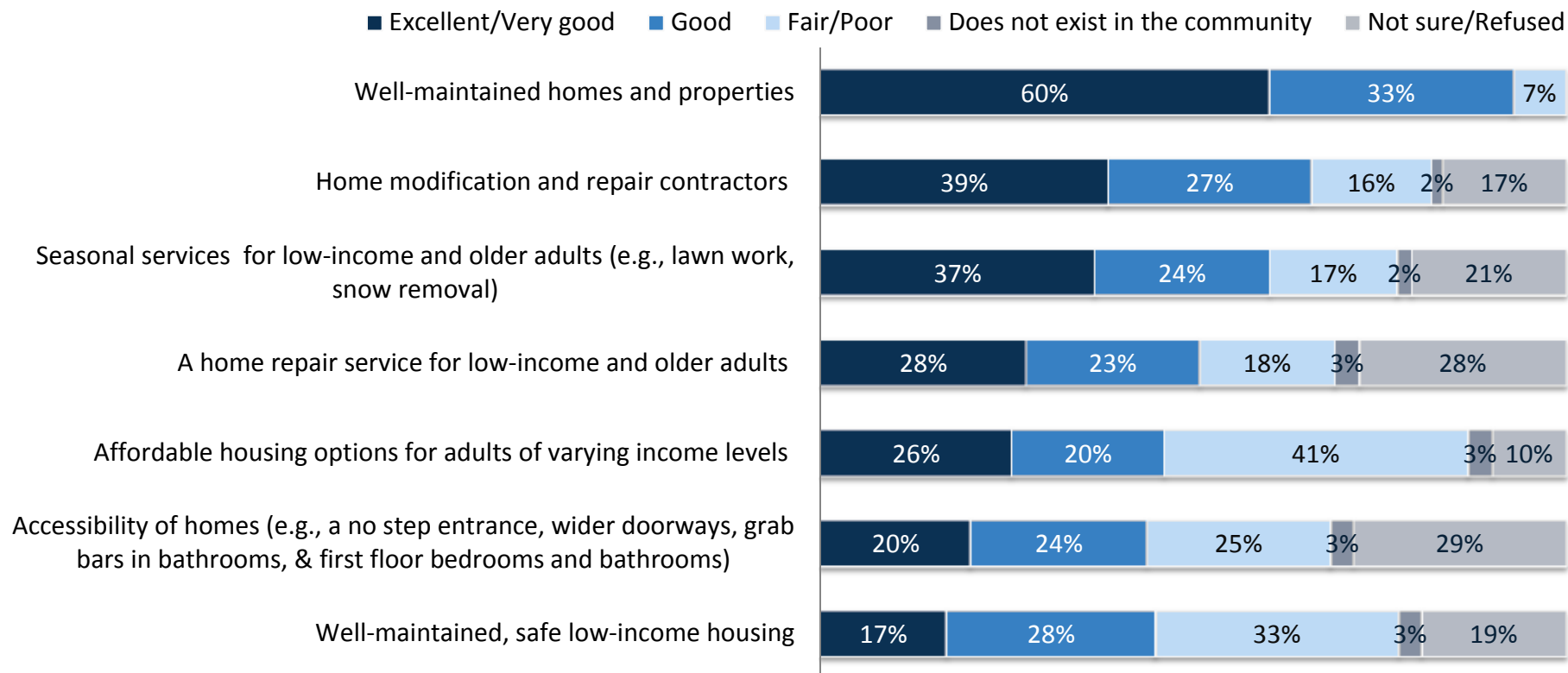
Age-friendly housing, wanting to be closer to family, safety, and affordability are influential factors for Fort Collins/Loveland residents age 50+ considering moving when they get older.



Question: If you were to consider moving out of your residence, would the following be a major factor, a minor factor, or not a factor at all in your decision to move?

Source: 2016 AARP Age-Friendly Community Survey of Fort Collins/Loveland Residents Age 50+

Fort Collins/Loveland residents age 50+ rate their community positively on having well-maintained homes and properties as well as good home modification and repair contractors.

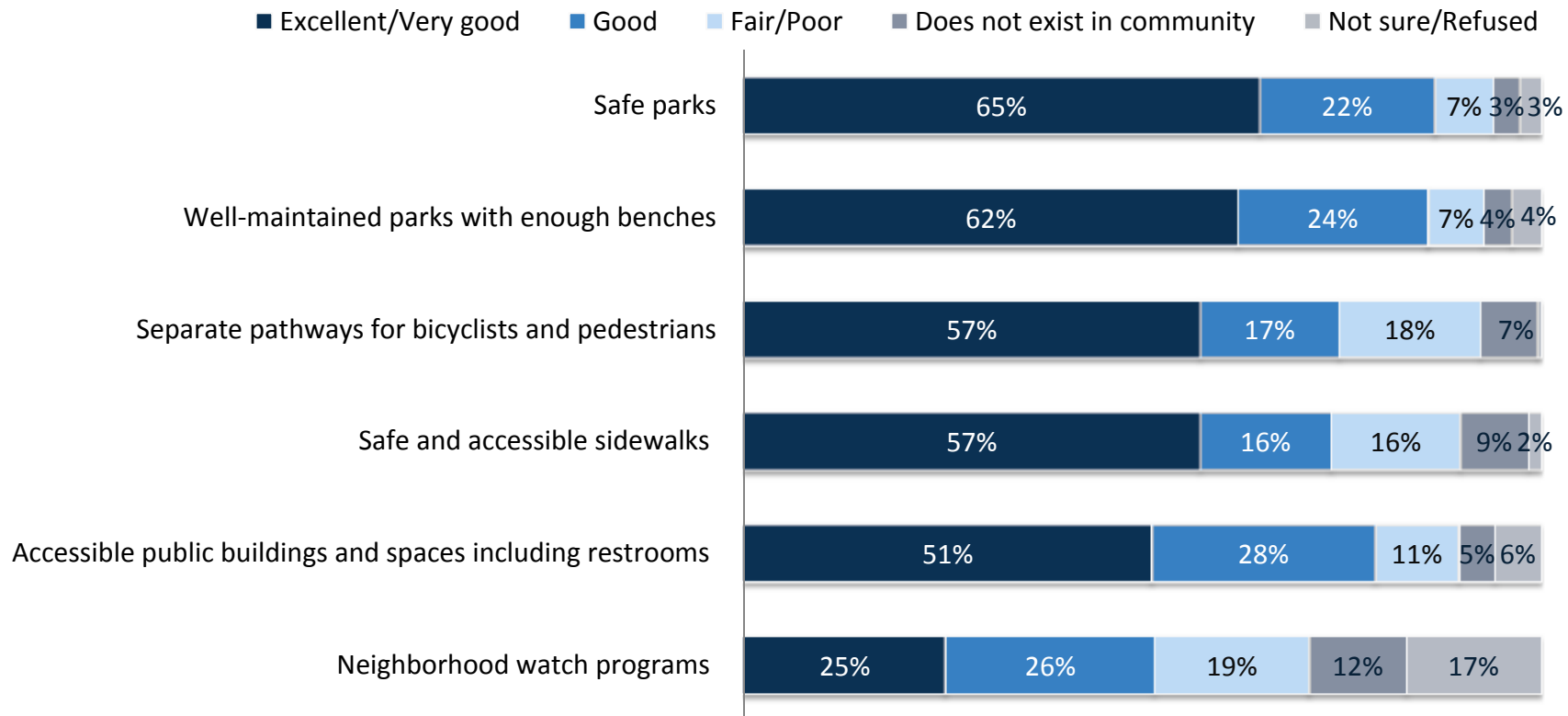


Question: Would you rate your community as excellent, very good, good, fair, or poor on having the following?

Source: 2016 AARP Age-Friendly Community Survey of Fort Collins/Loveland Residents Age 50+



Fort Collins/Loveland residents age 50+ rate their community excellent to good at having well-maintained, safe parks, pathways and accessible sidewalks and public facilities.



Question: Would you rate your community as excellent, very good, good, fair, or poor on having the following?

Source: 2016 AARP Age-Friendly Community Survey of Fort Collins/Loveland Residents Age 50+





Most Fort Collins/Loveland residents age 50+ drive themselves to get around their community.



Photo from iStock.com/diego_cervo

93% drive themselves around
27% have others drive them



Photo from iStock.com/Satoshi-K

50% walk

19% use public transportation

32% ride a bike



Photo from iStock.com/kali9

8% take a taxi
7% use a special transportation service
4% get around some other way



Photo from ScienceWorldReport.com

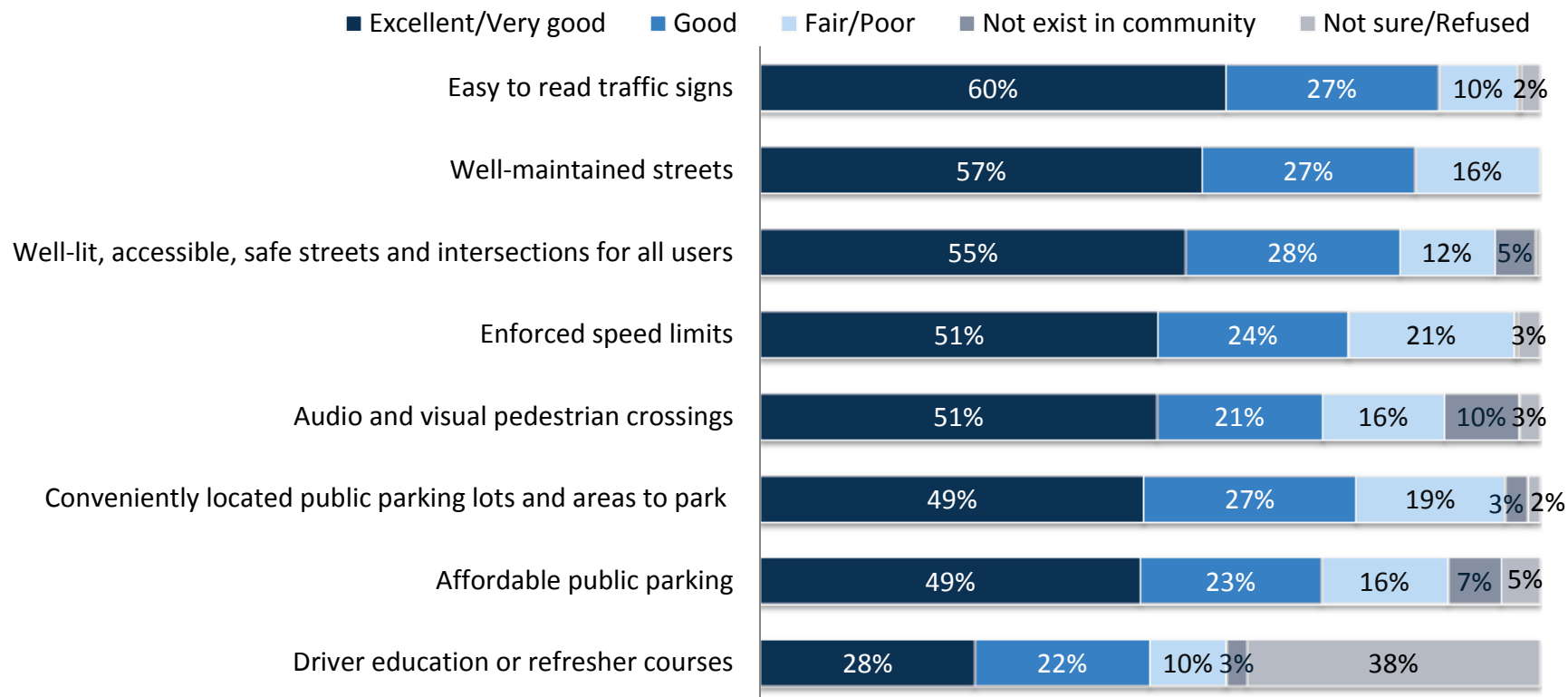
Question: How do you usually get around your community for things like shopping, visiting the doctor, running errands, or other things?

Source: 2016 AARP Age-Friendly Community Survey of Fort Collins/Loveland Residents Age 50+





Fort Collins/Loveland residents age 50+ rate their community excellent to good on having well-maintained, safe streets and ample places to park.

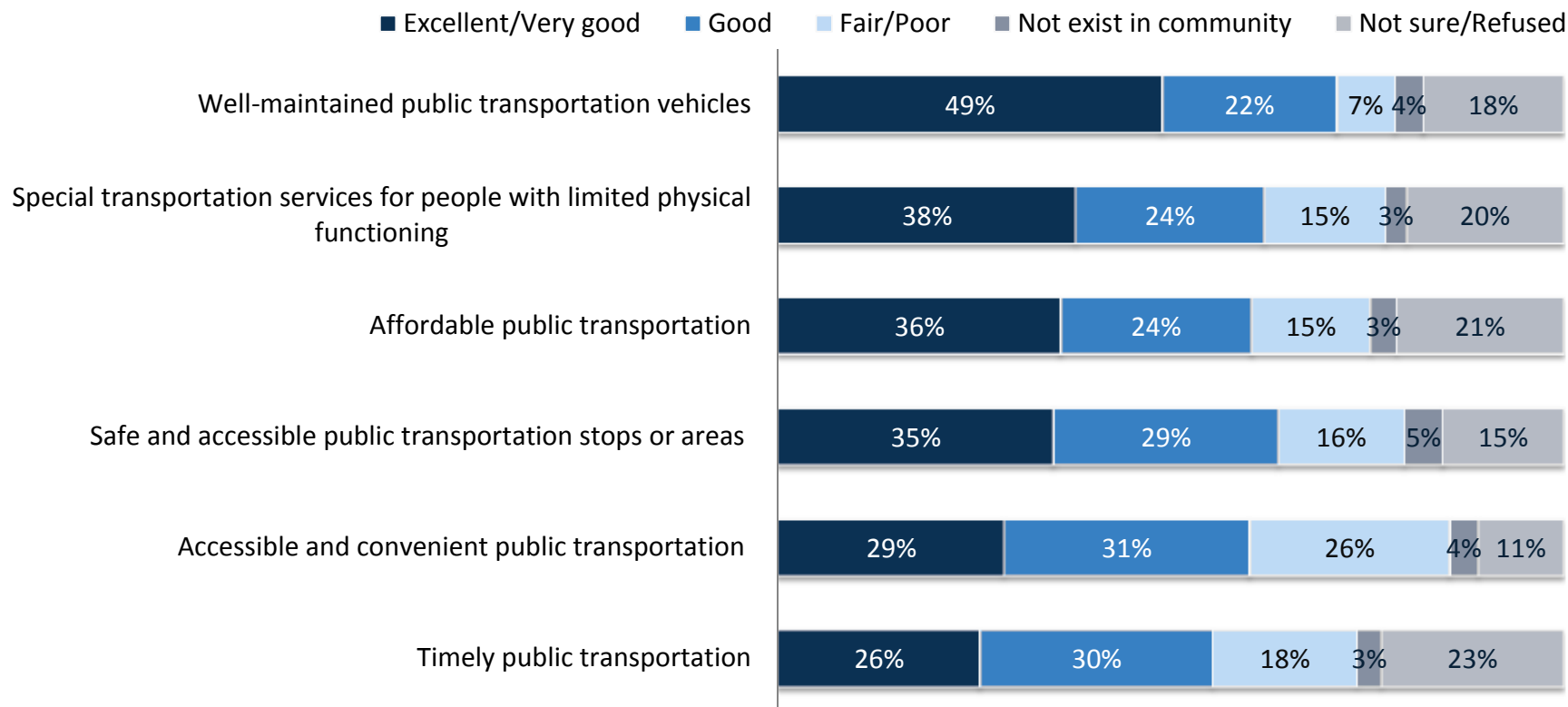


Question: Would you rate your community as excellent, very good, good, fair, or poor on having the following?

Source: 2016 AARP Age-Friendly Community Survey of Fort Collins/Loveland Residents Age 50+



Fort Collins/Loveland residents age 50+ feel their community offers excellent to good special transportation options and well-maintained, safe, and affordable public transportation.

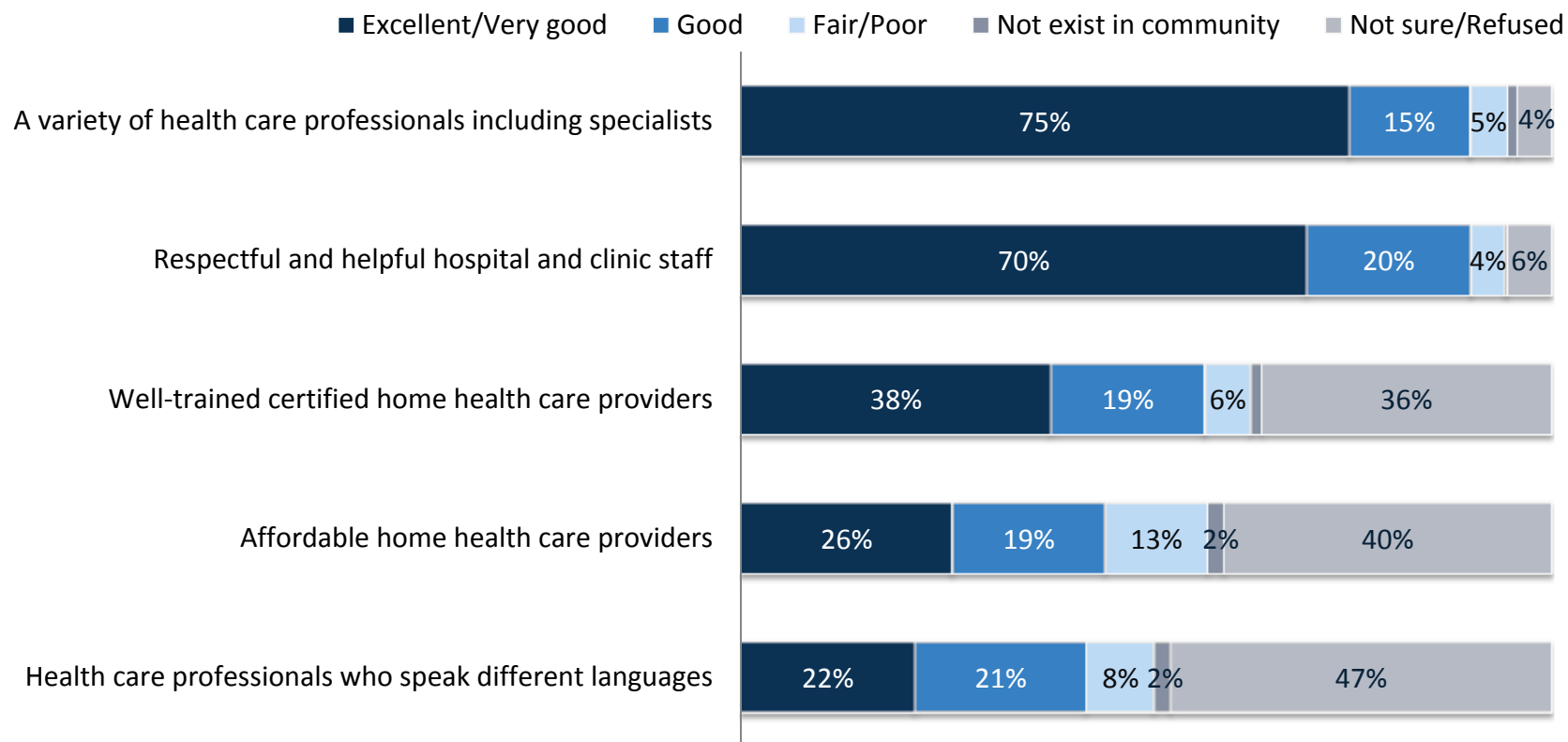


Question: Would you rate your community as excellent, very good, good, fair, or poor on having the following?

Source: 2016 AARP Age-Friendly Community Survey of Fort Collins/Loveland Residents Age 50+



The majority of Fort Collins/Loveland residents age 50+ rate their community excellent to very good on having a variety of helpful and respectful health care professionals.



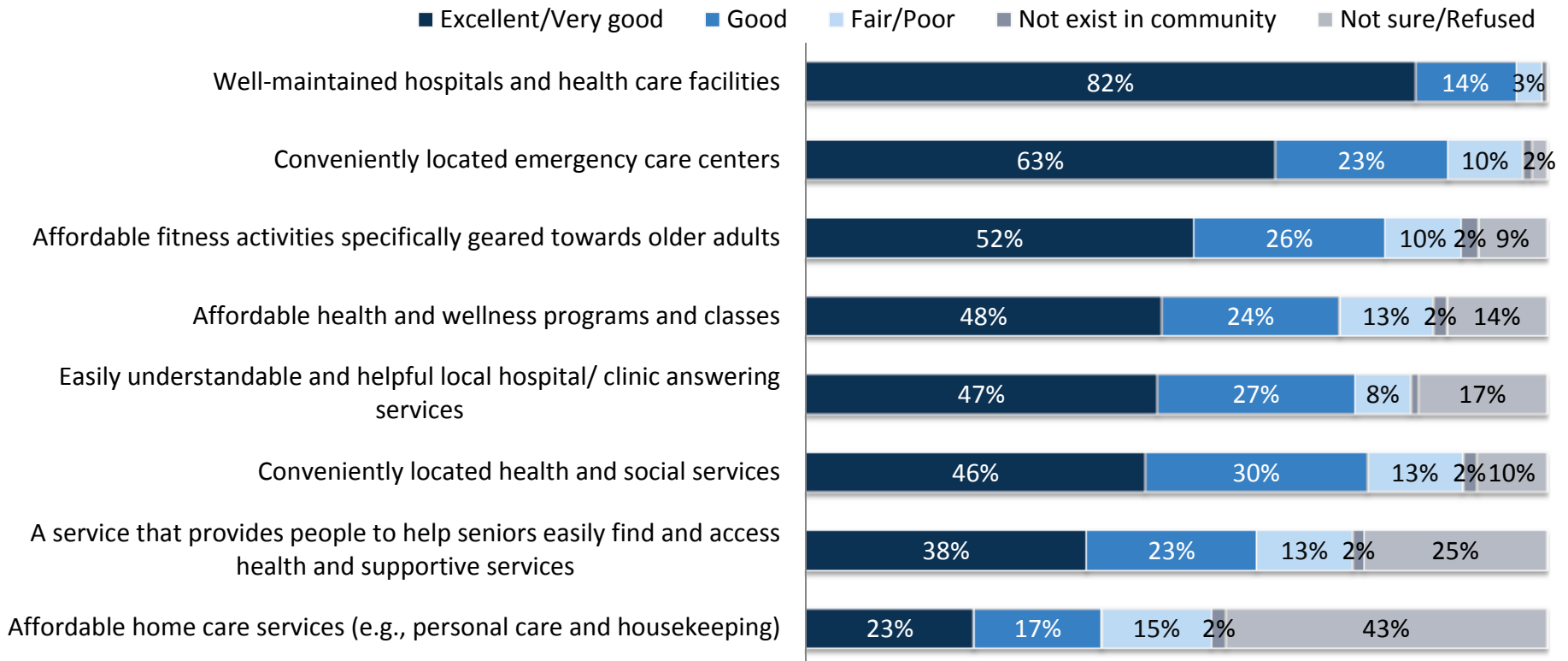
Question: Would you rate your community as excellent, very good, good, fair, or poor on having the following?

Source: 2016 AARP Age-Friendly Community Survey of Fort Collins/Loveland Residents Age 50+





The majority of Fort Collins/Loveland residents age 50+ rate their community excellent to very good on having well-maintained and conveniently located health care facilities.



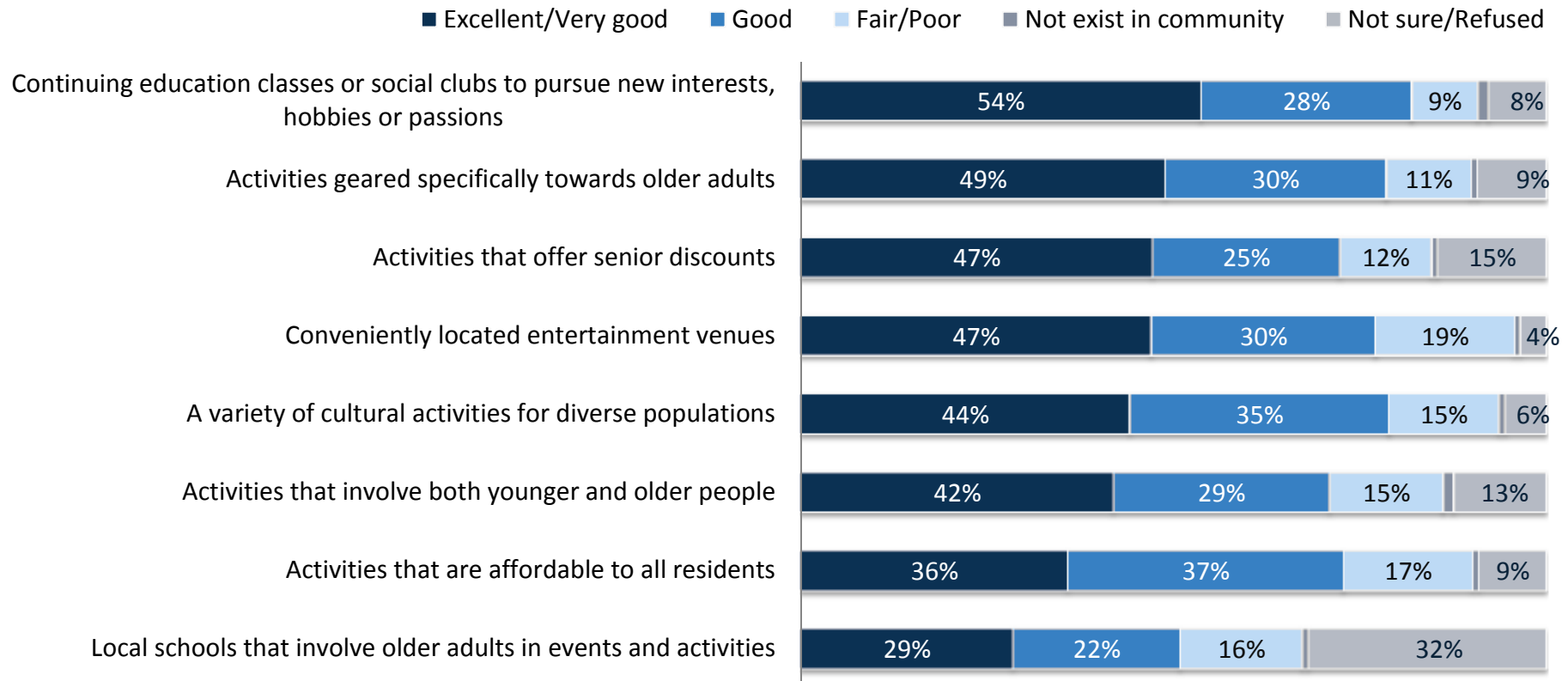
Question: Would you rate your community as excellent, very good, good, fair, or poor on having the following?

Source: 2016 AARP Age-Friendly Community Survey of Fort Collins/Loveland Residents Age 50+





Fort Collins/Loveland residents age 50+ say their community has an excellent to good variety of affordable social activities at convenient locations.

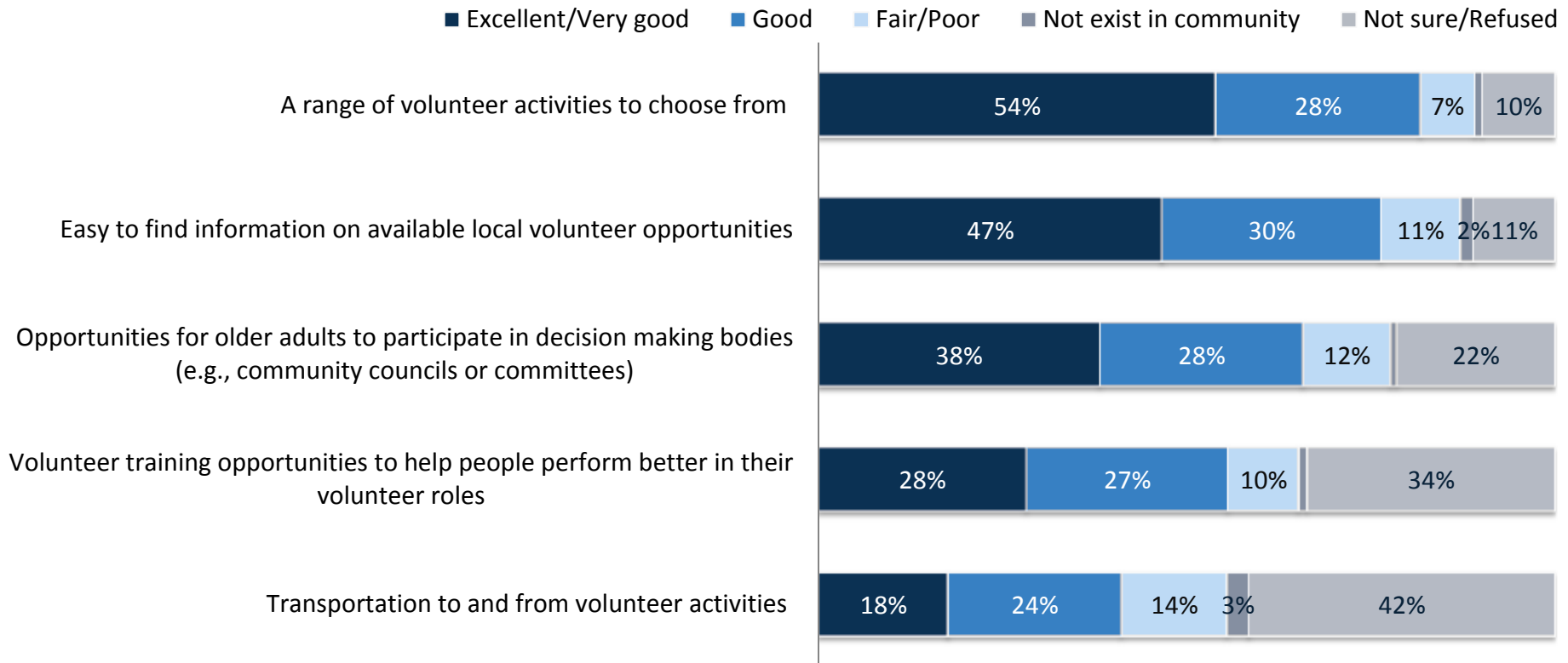


Question: Would you rate your community as excellent, very good, good, fair, or poor on having the following?

Source: 2016 AARP Age-Friendly Community Survey of Fort Collins/Loveland Residents Age 50+



The majority of Fort Collins/Loveland residents age 50+ rate their community positively on having access to a variety of volunteer activities.

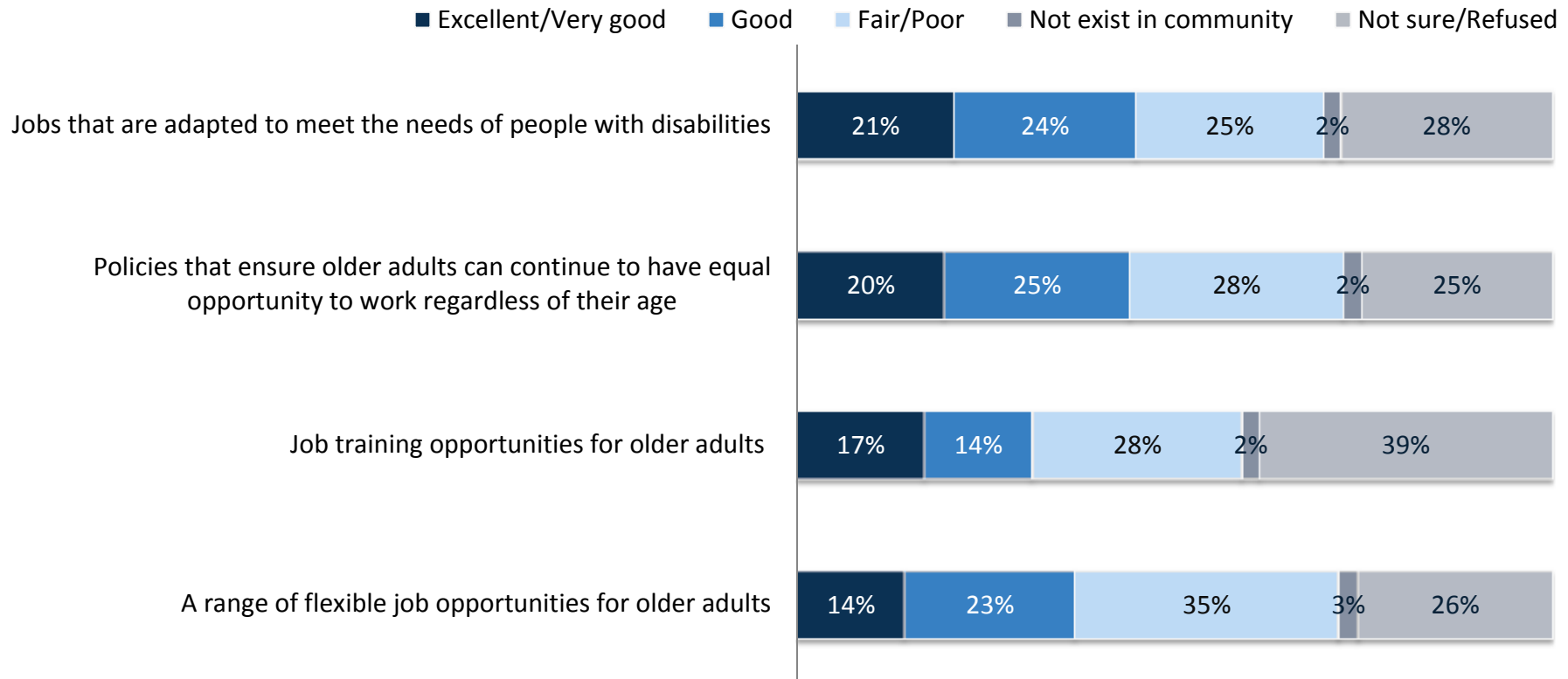


Question: Would you rate your community as excellent, very good, good, fair, or poor on having the following?

Source: 2016 AARP Age-Friendly Community Survey of Fort Collins/Loveland Residents Age 50+



Fort Collins/Loveland residents age 50+ are somewhat divided in their opinions on how well their community is doing in terms of having employment opportunities for older residents.

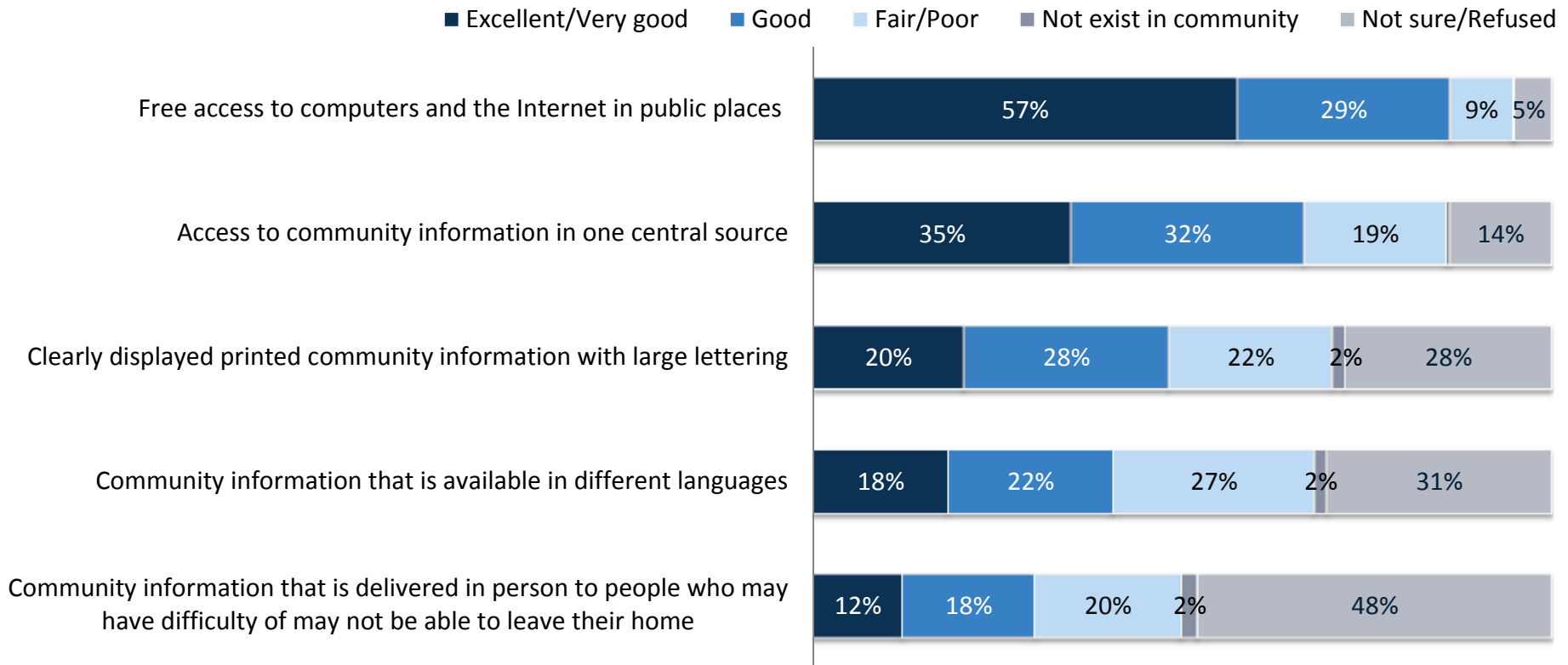


Question: Would you rate your community as excellent, very good, good, fair, or poor on having the following?

Source: 2016 AARP Age-Friendly Community Survey of Fort Collins/Loveland Residents Age 50+



The majority of Fort Collins/Loveland residents age 50+ rate their community positively on having easy access to community information.



Question: Would you rate your community as excellent, very good, good, fair, or poor on having the following?

Source: 2016 AARP Age-Friendly Community Survey of Fort Collins/Loveland Residents Age 50+

Respondent Profile: Demographics

Gender	
Male	45%
Female	55%

Age	
50-54	14%
55-64	46%
65-74	21%
75-84	12%
85+	6%

Race/Ethnicity	
White or Caucasian	94%
Black	1%
Asian	0%
Native American or Alaskan Native	0%
Native Hawaiian or Pacific Islander	0%
Hispanic	5%
Other	1%

Marital Status	
Single, never married	6%
Married	68%
Not married, living with your partner or significant other	2%
Separated	<1%
Divorced	12%
Widowed	11%

Health Status	
Excellent/Very good	65%
Good	22%
Fair/Poor	11%

Disability Status	
Yes, myself	21%
Yes, my spouse or partner	6%
Yes, both myself and my spouse or partner	3%
No	69%

AARP Membership	
Yes	41%
No	57%

Source: 2016 AARP Age-Friendly Community Survey of Fort Collins/Loveland Residents Age 50+

Respondent Profile: Socioeconomic & Voting

Education	
0 to 12th grade, but with no diploma	3%
High school graduate or equivalent	12%
Post high school education, but with no degree	12%
2 year degree (Associate's Degree)	9%
4 year degree (Bachelor's Degree)	29%
Post graduate study, but with no degree	5%
Graduate or professional degree	29%

Employment Status	
Self-employed full-time	8%
Self-employed part-time	4%
Employed full-time	21%
Employed part-time	7%
Retired and not working at all	51%
Unemployed and looking for work	4%
Not in the labor force for other reasons	5%

Income	
< \$10,000	3%
\$10,000 - \$19,999	5%
\$20,000 - \$29,999	10%
\$30,000 - \$49,999	11%
\$50,000 - \$74,999	18%
\$75,000 - \$99,999	17%
\$100,000 - \$149,999	9%
\$150,000 +	13%

Voting Behavior	
Always	68%
Most of the time	20%
About half of the time	5%
Seldom	3%
Never	3%

Political Party	
Democrat	35%
Republican	28%
Independent	31%
Something else	1%

Source: 2016 AARP Age-Friendly Community Survey of Fort Collins/Loveland Residents Age 50+



Survey Methodology:

- A telephone survey was commissioned by AARP to assess public opinion among Fort Collins/Loveland Residents Age 50+ about age-friendly and livable community topics in Fort Collins/Loveland.
- Telephone interviewing was conducted by Alan Newman Research from July 1st to 14th 2016.
- A total of 312 interviews were conducted. The margin of error for this sample is $\pm 5.7\%$.
- The sample utilized RDD landline and cell phone records.

Source: 2016 AARP Age-Friendly Community Survey of Fort Collins/Loveland Residents Age 50+



Contact Information:

- This deck, the annotated survey, the methodology report, and an infographic can be accessed at:
www.aarp.org/2016agefriendlycommunity
- For more information about age-friendly work in Fort Collins/Loveland, please contact Roberto Rey, AARP Colorado, at rrey@aarp.org.
- For more information about the survey, please contact Joanne Binette, AARP Research, at jbinette@aarp.org.