



Livability for All in the City of Augusta

An Age-Friendly Community Survey of Residents Age 50-Plus

AARP September 2016

<https://doi.org/10.26419/res.00132.005>



AARP[®]
Real Possibilities
Research

Livable Community

A livable community is one that is safe and secure, has affordable and appropriate housing and transportation options, and offers supportive community features and services. Once in place, those resources enhance personal independence; allow residents to age in place; and foster residents' engagement in the community's civic, economic, and social life.

– AARP Policy Book, Chapter 9



AARP Network of Age-Friendly Communities

- AARP's Age-Friendly Network is an affiliate of the World Health Organization (WHO) Global Network of Age-Friendly Cities and Communities Program.
- The program was established to connect cities, communities and organizations worldwide with the common vision of making their community a great place where people can grow up and grow old.
- The program targets the environmental, social, and economic factors that influence the health and well-being of residents of all ages.

The WHO 8 Domains of Livability



Community
& Health
Care



Transportation



Housing



Social
Participation



Outdoor
Spaces &
Buildings



Respect &
Social
Inclusion



Civic
Participation
&
Employment

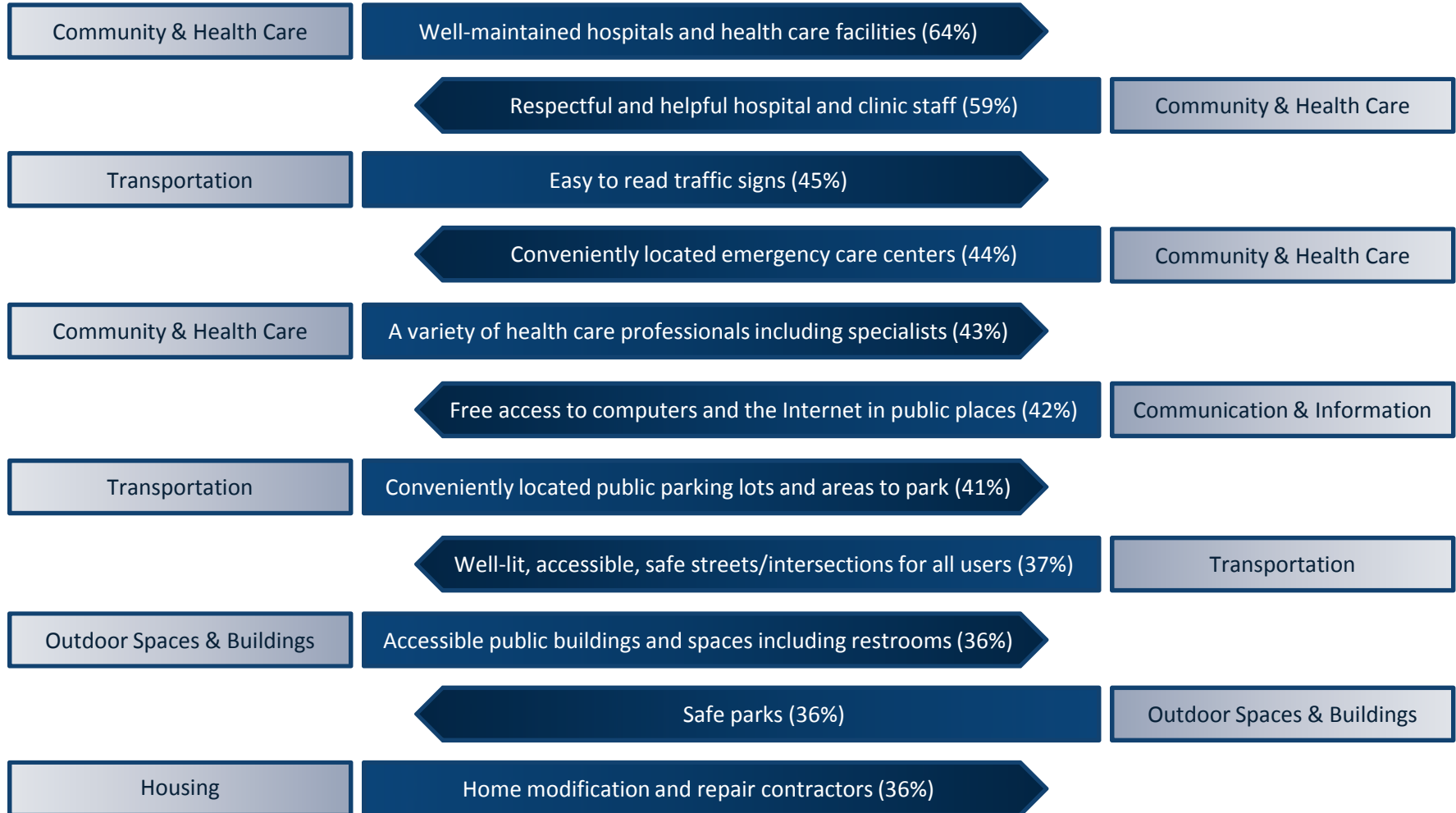


Communication
& Information

Icons from FlatIcon.com

Top Community Features

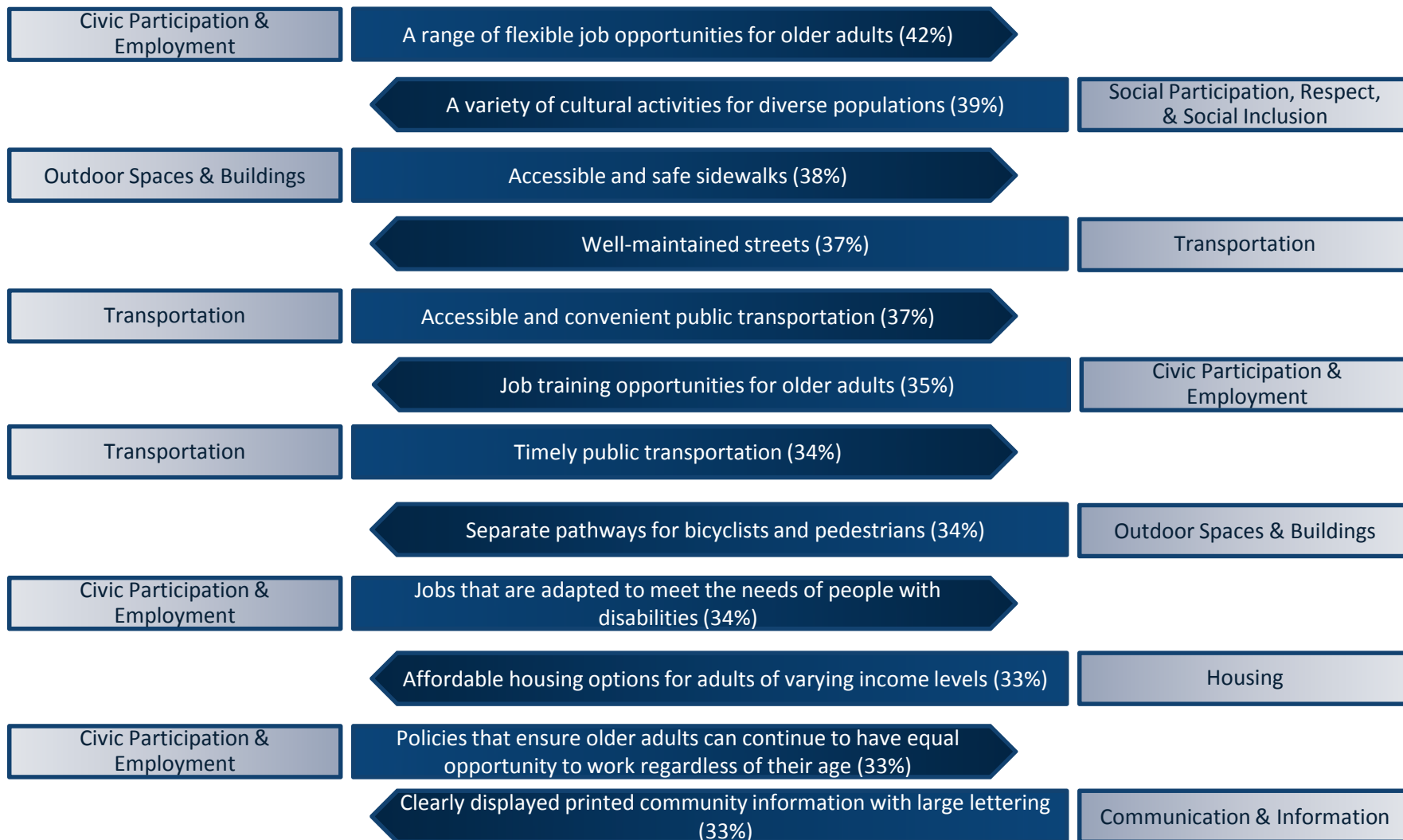
(% Excellent/Very Good)



Source: 2016 AARP Age-Friendly Community Survey of City of Augusta Residents Age 50+

Bottom Community Features

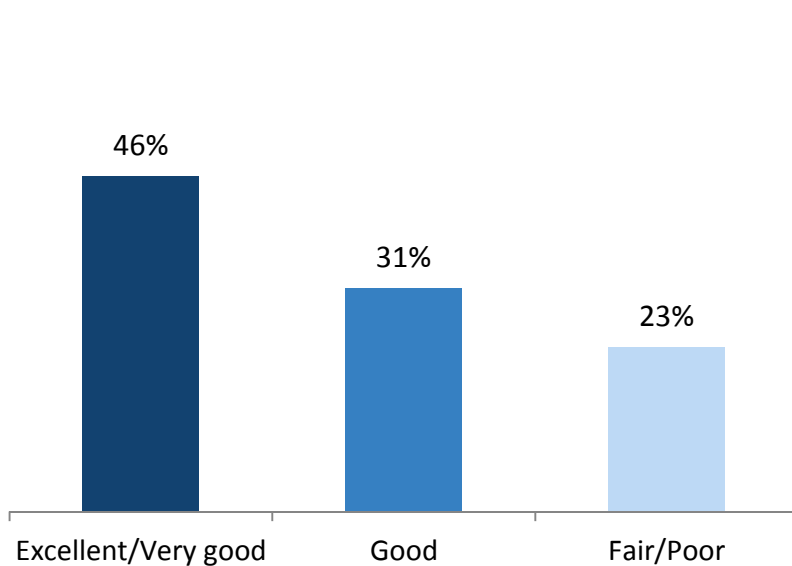
(% Fair/Poor)



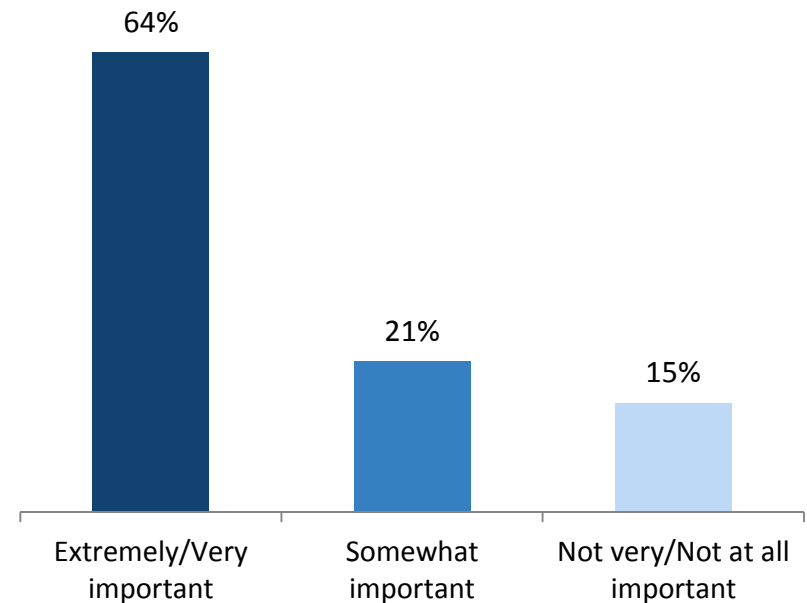
Source: 2016 AARP Age-Friendly Community Survey of City of Augusta Residents Age 50+

The majority of City of Augusta residents age 50+ believe their community is a good place to age and want to live there independently for as long as possible.

Rating of Current Community
as a Place for People to Live as They Age



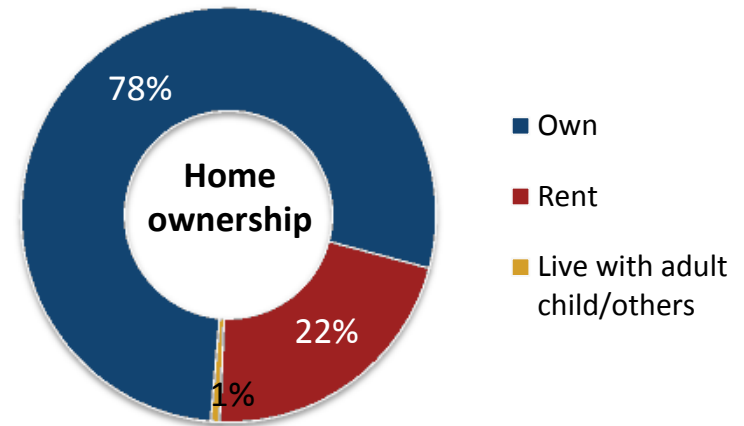
Importance of
Remaining in Current Community



Source: 2016 AARP Age-Friendly Community Survey of City of Augusta Residents Age 50+

Most City of Augusta residents age 50+ own single family homes.

Type of Home	
A single family house	68%
An apartment	13%
A two family house that has two separate living units	8%
A mobile home	4%
Senior housing/Assisted living facility	3%
A condominium/Coop	3%
A townhouse/Row house	1%
Other	<1%



64% of respondents say remaining in their current home is extremely/very important.

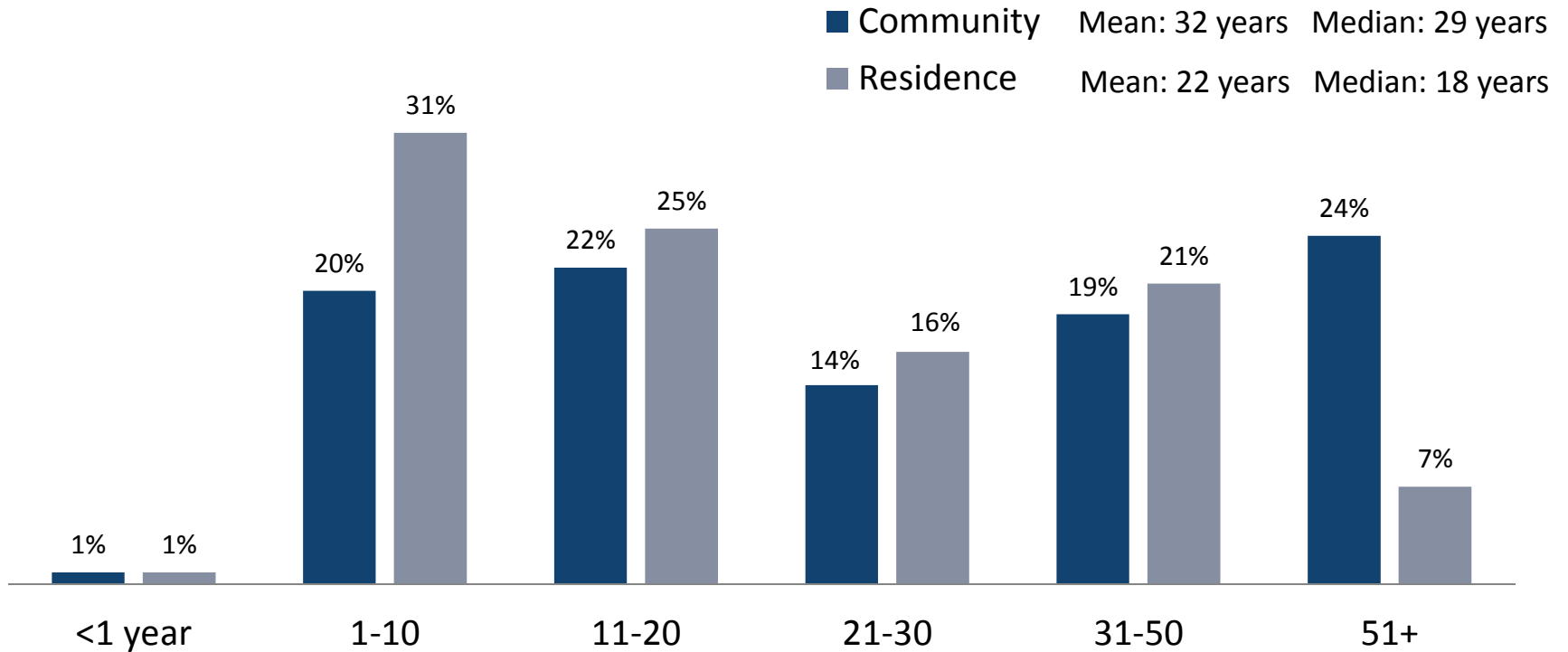


19% of respondents say they need to make major repairs, home modifications, or changes



Source: 2016 AARP Age-Friendly Community Survey of City of Augusta Residents Age 50+

City of Augusta residents age 50+ have lived in their home for an average of 22 years and have lived in their community even longer, an average of 32 years.



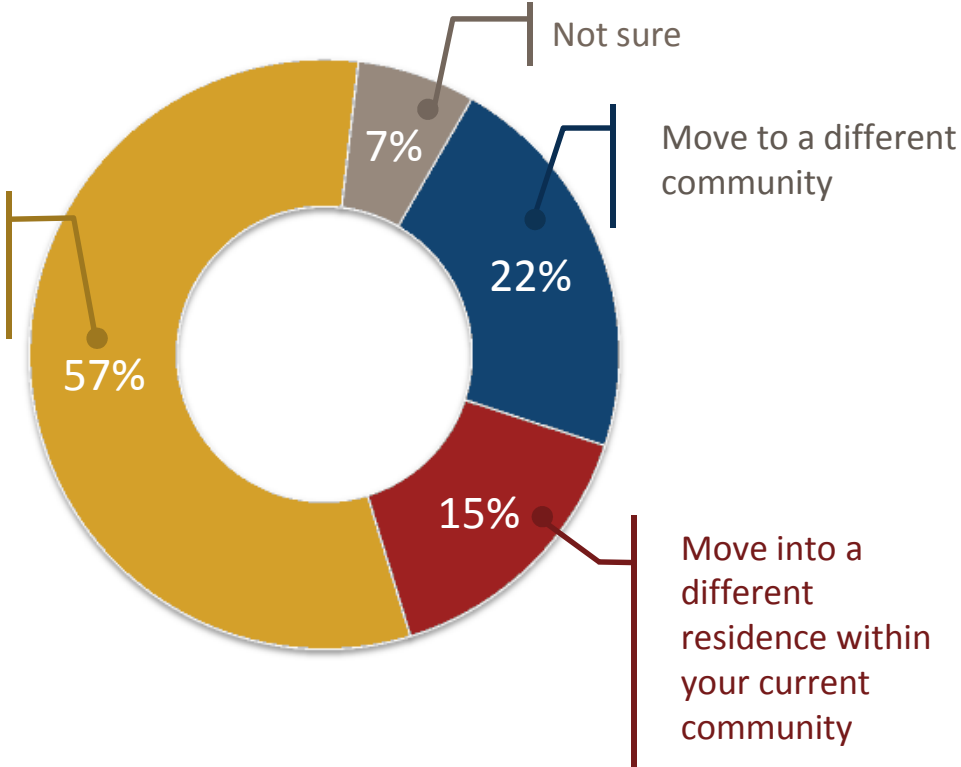
Source: 2016 AARP Age-Friendly Community Survey of City of Augusta Residents Age 50+

The majority of City of Augusta residents age 50+ expect to stay in their home or community as they get older.



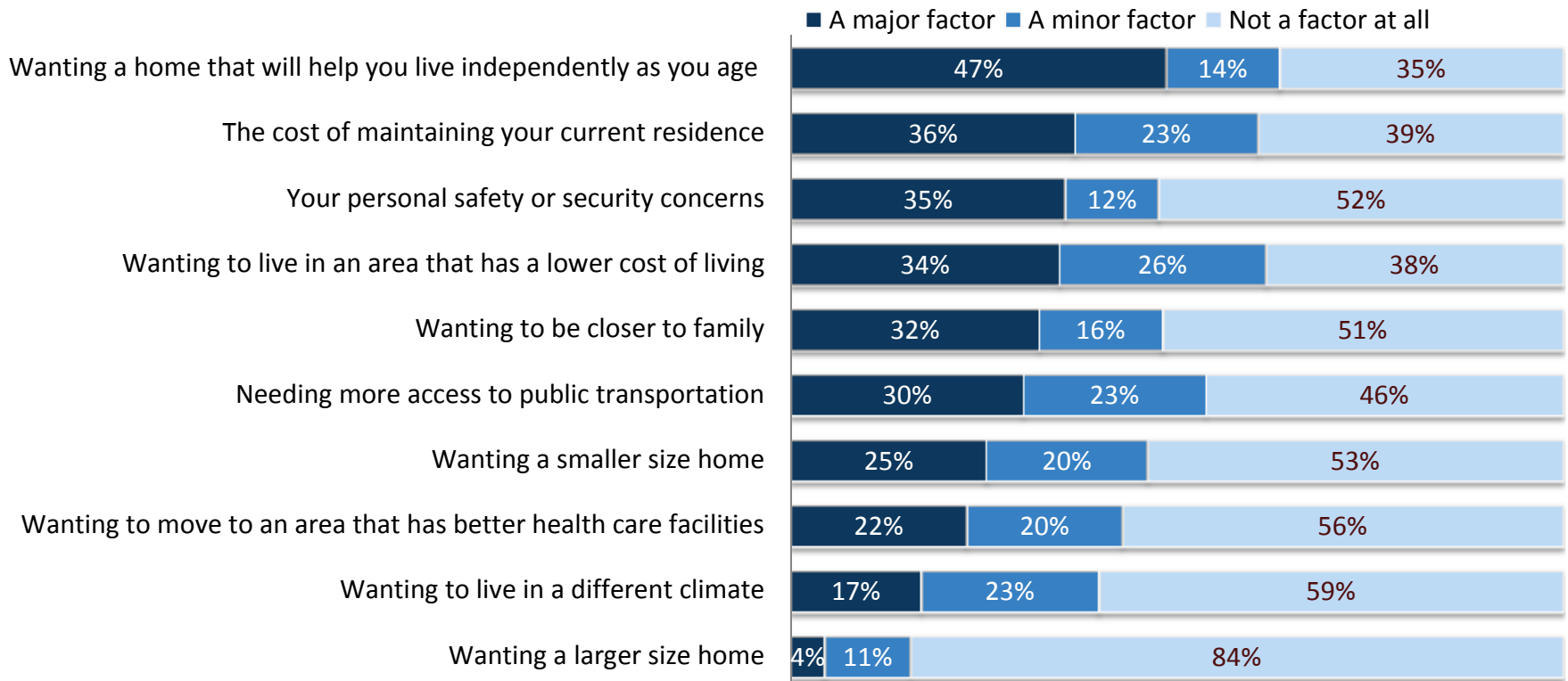
Photo from <http://www.rpsrelocation.com>

Stay in your current residence and never move



Source: 2016 AARP Age-Friendly Community Survey of City of Augusta Residents Age 50+

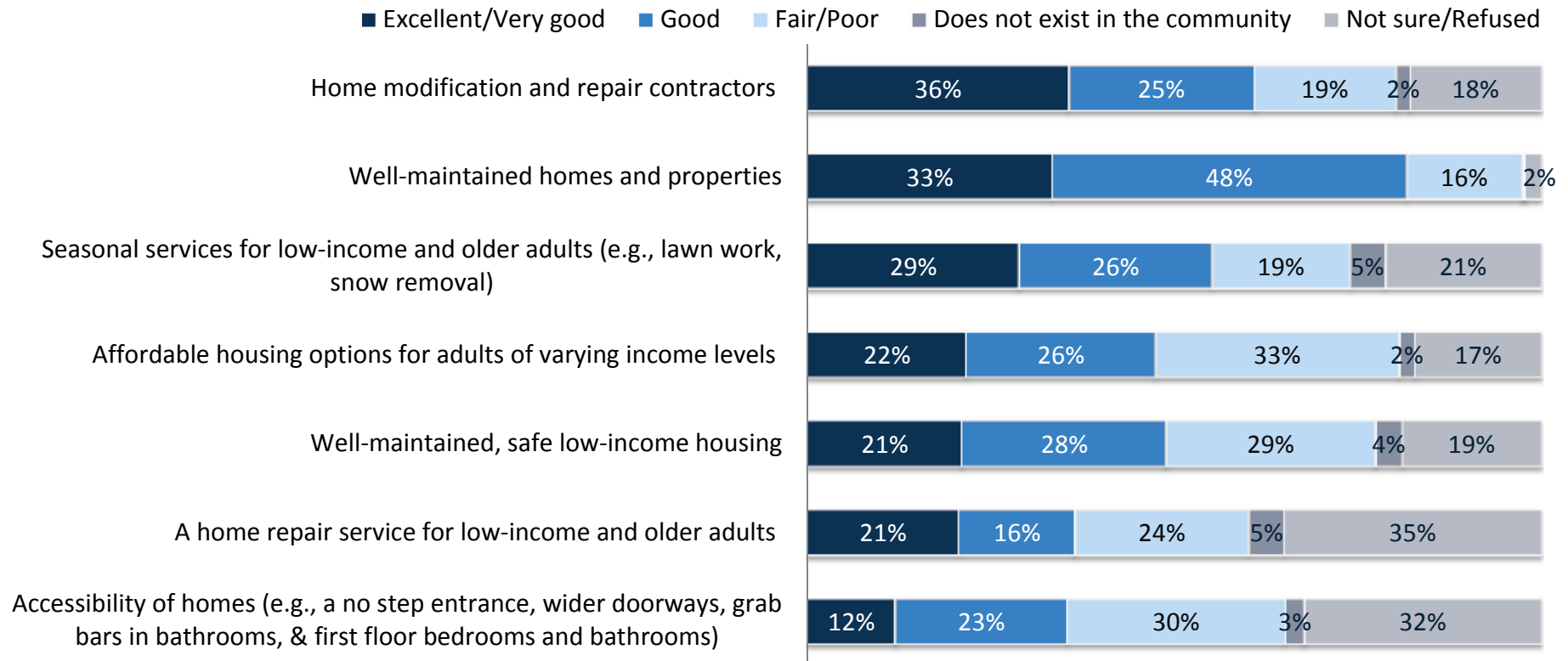
Age-friendly housing, affordability, safety, and wanting to be closer to family are influential factors for City of Augusta residents age 50+ considering moving when they get older.



Question: If you were to consider moving out of your residence, would the following be a major factor, a minor factor, or not a factor at all in your decision to move?

Source: 2016 AARP Age-Friendly Community Survey of City of Augusta Residents Age 50+

City of Augusta residents age 50+ rate their community positively on having well-maintained homes and properties as well as good home modification and repair contractors.

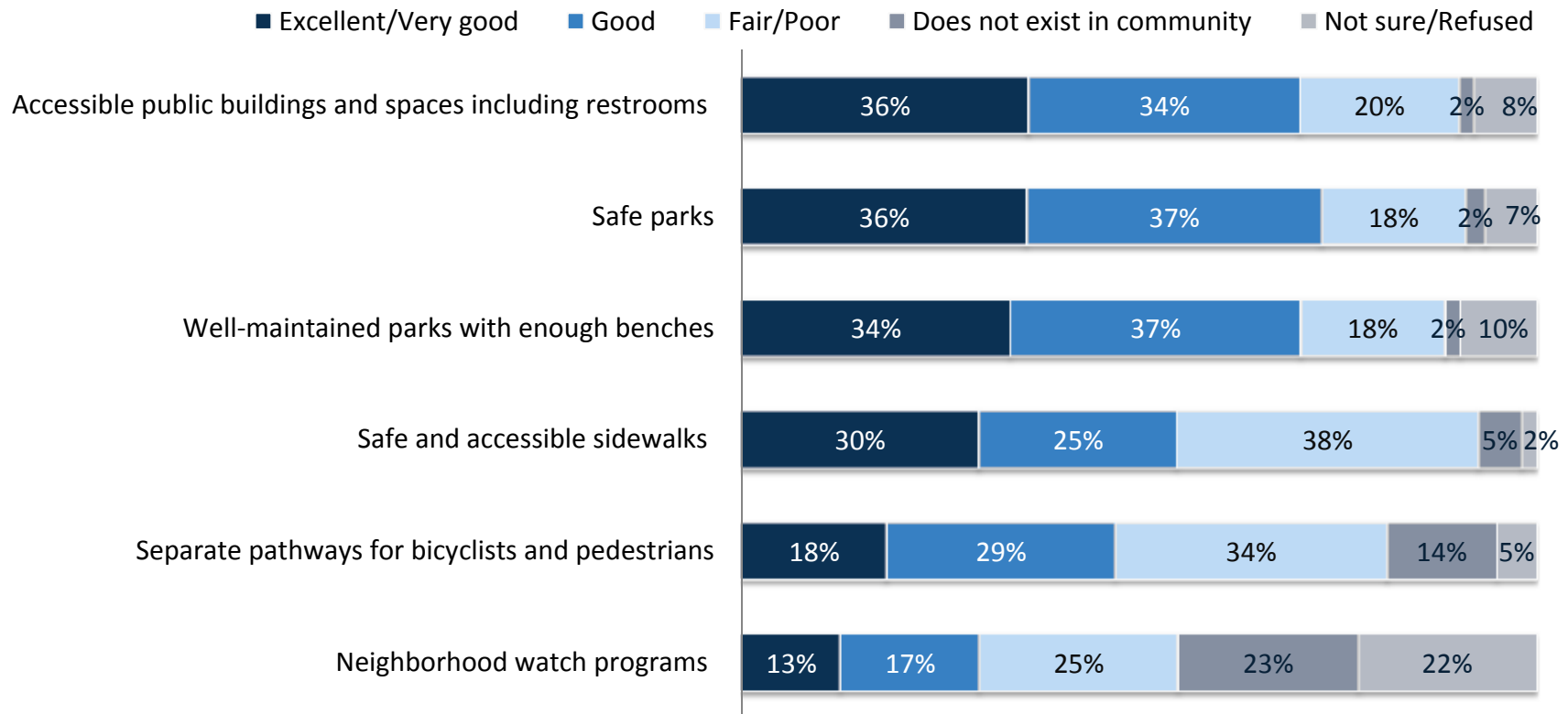


Question: Would you rate your community as excellent, very good, good, fair, or poor on having the following?

Source: 2016 AARP Age-Friendly Community Survey of City of Augusta Residents Age 50+



City of Augusta residents age 50+ rate their community excellent to good at having well-maintained, safe parks and accessible public facilities.



Question: Would you rate your community as excellent, very good, good, fair, or poor on having the following?

Source: 2016 AARP Age-Friendly Community Survey of City of Augusta Residents Age 50+





Most City of Augusta residents age 50+ drive themselves to get around their community.



Photo from iStock.com/diego_cervo

86% drive themselves around
31% have others drive them



Photo from iStock.com/Satoshi-K

43% walk

8% use public transportation

9% ride a bike



Photo from iStock.com/kali9

12% take a taxi
5% use a special transportation service
3% get around some other way



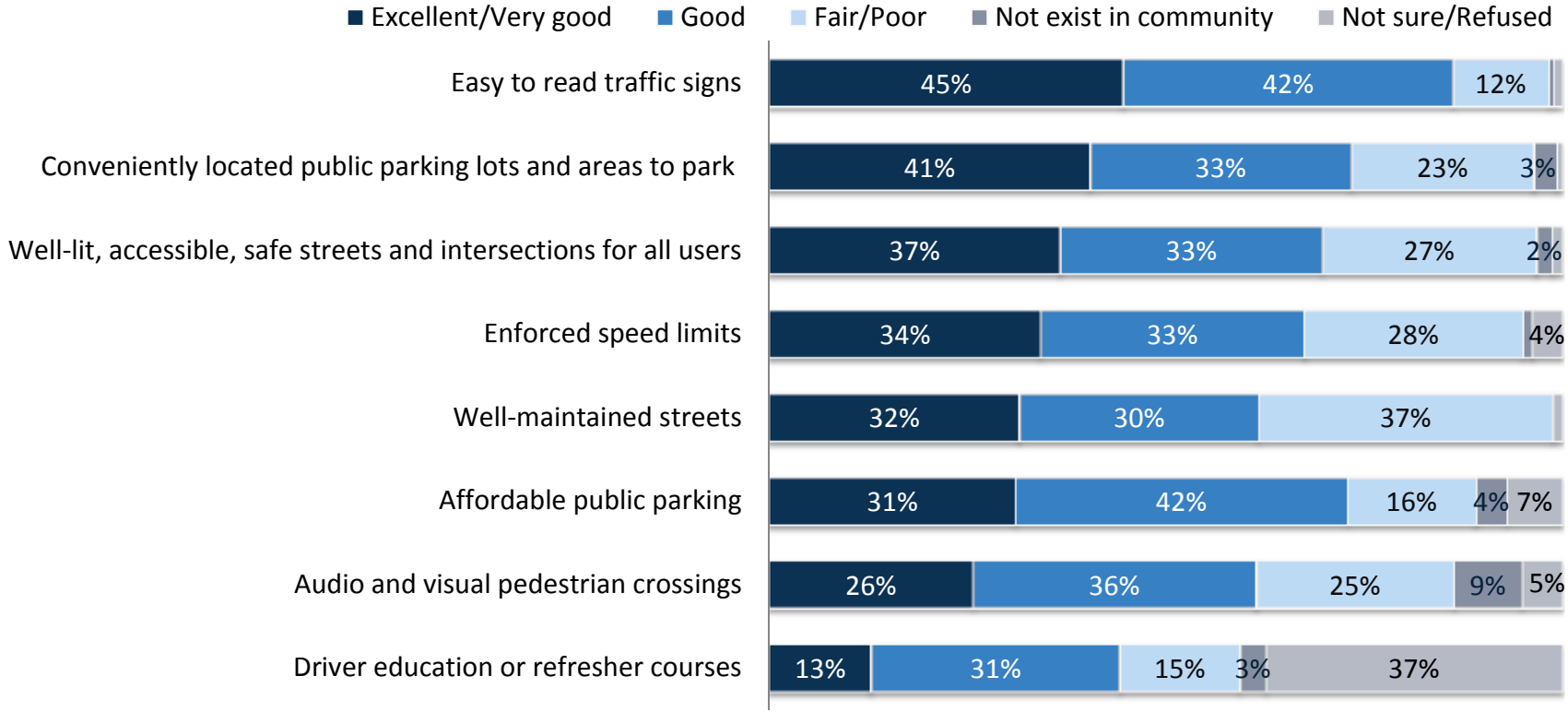
Photo from ScienceWorldReport.com

Question: How do you usually get around your community for things like shopping, visiting the doctor, running errands, or other things?

Source: 2016 AARP Age-Friendly Community Survey of City of Augusta Residents Age 50+

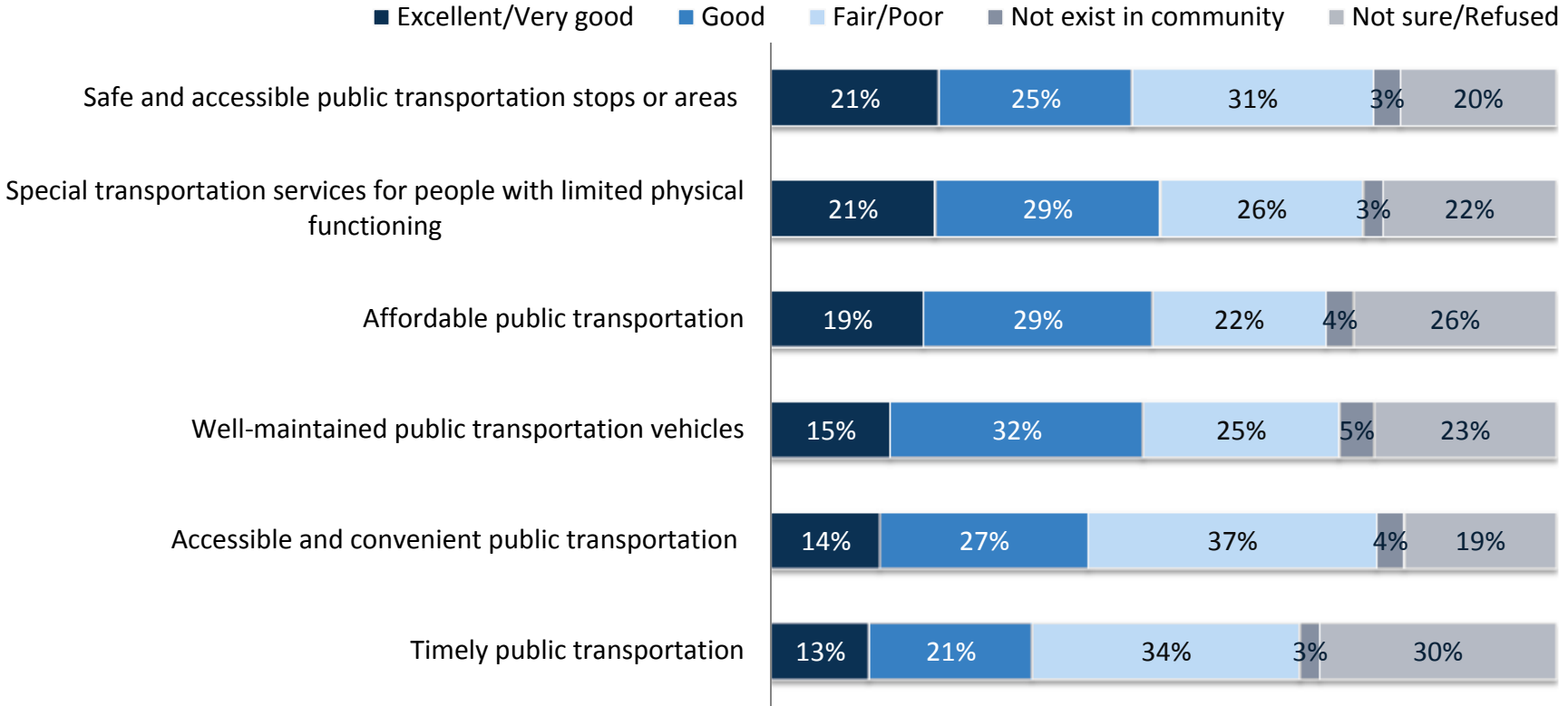


City of Augusta residents age 50+ rate their community excellent to good on having well-maintained, safe streets and ample places to park.



Question: Would you rate your community as excellent, very good, good, fair, or poor on having the following?
 Source: 2016 AARP Age-Friendly Community Survey of City of Augusta Residents Age 50+

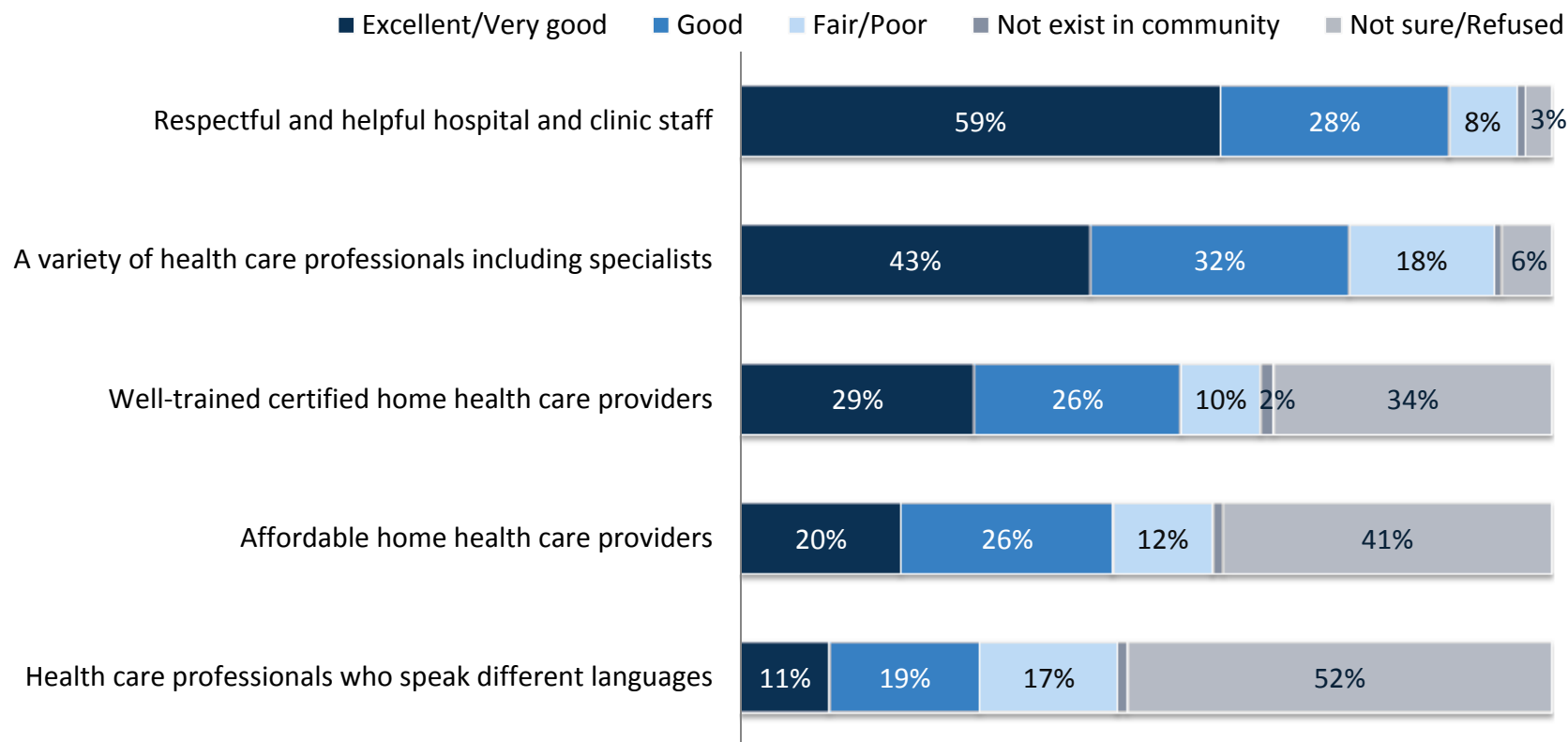
City of Augusta residents age 50+ feel their community offers excellent to good special transportation options and well-maintained, safe, and affordable public transportation.



Question: Would you rate your community as excellent, very good, good, fair, or poor on having the following?
 Source: 2016 AARP Age-Friendly Community Survey of City of Augusta Residents Age 50+



The majority of City of Augusta residents age 50+ rate their community excellent to very good on having a variety of helpful and respectful health care professionals.

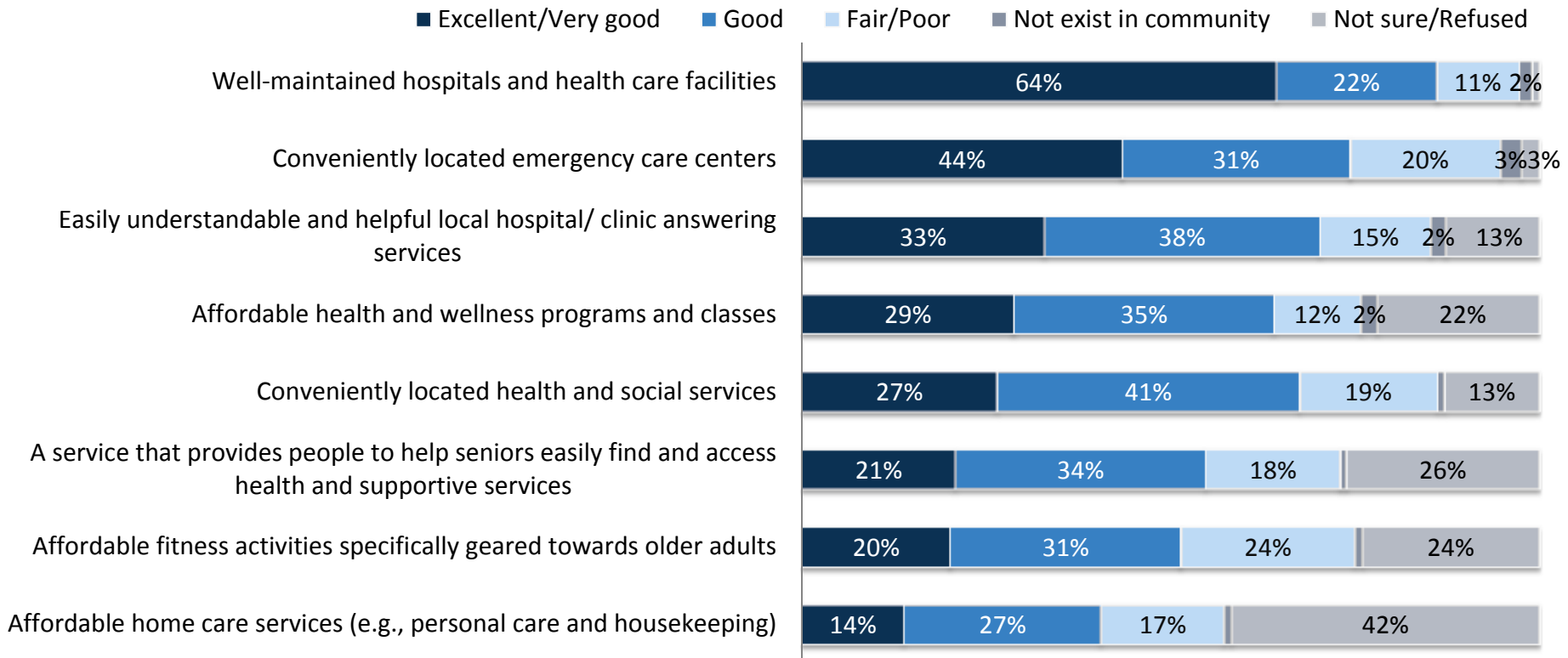


Question: Would you rate your community as excellent, very good, good, fair, or poor on having the following?

Source: 2016 AARP Age-Friendly Community Survey of City of Augusta Residents Age 50+



Over half of City of Augusta residents age 50+ rate their community excellent to very good on having well-maintained health care facilities.



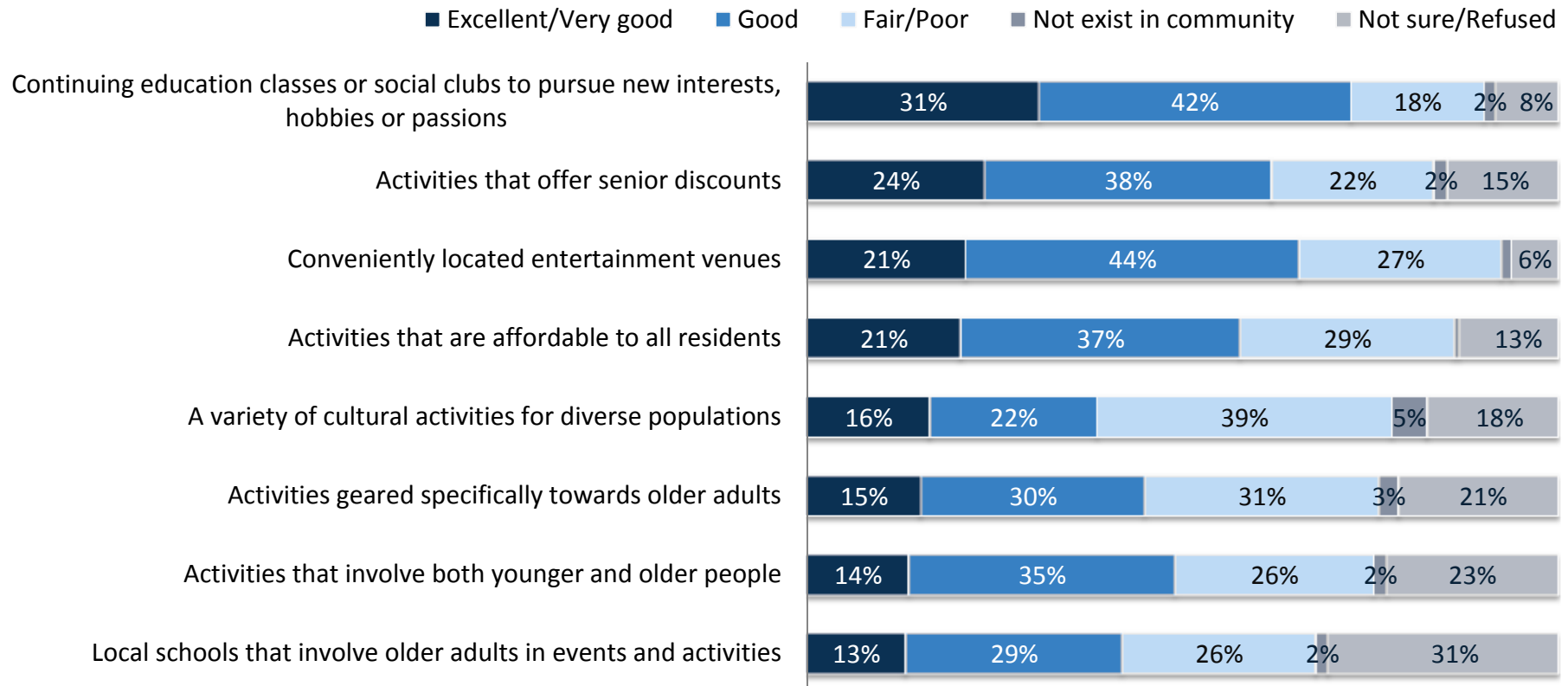
Question: Would you rate your community as excellent, very good, good, fair, or poor on having the following?

Source: 2016 AARP Age-Friendly Community Survey of City of Augusta Residents Age 50+





City of Augusta residents age 50+ say their community has excellent to good affordable social activities at convenient locations.

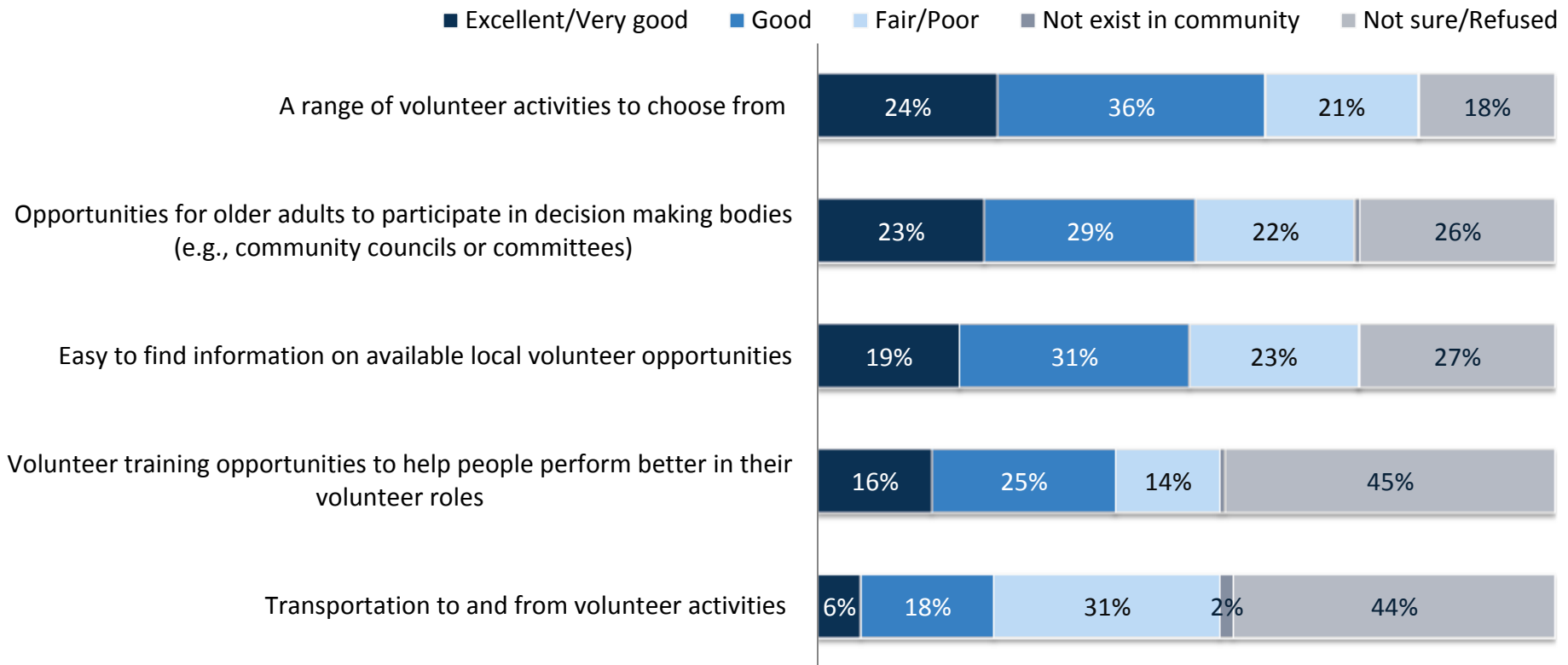


Question: Would you rate your community as excellent, very good, good, fair, or poor on having the following?

Source: 2016 AARP Age-Friendly Community Survey of City of Augusta Residents Age 50+



The majority of City of Augusta residents age 50+ rate their community positively on having access to a variety of volunteer activities although a plurality give a negative rating on having volunteer transportation.

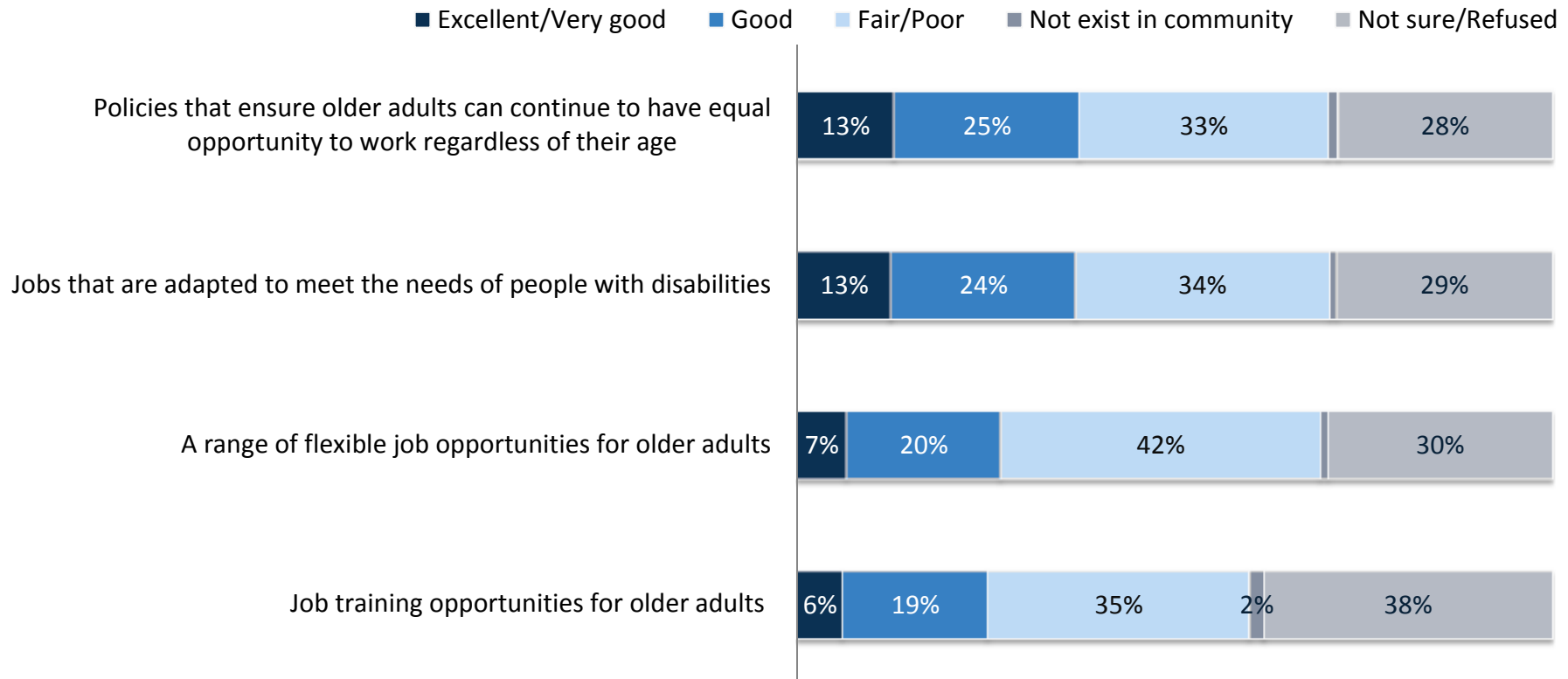


Question: Would you rate your community as excellent, very good, good, fair, or poor on having the following?

Source: 2016 AARP Age-Friendly Community Survey of City of Augusta Residents Age 50+



City of Augusta residents age 50+ are somewhat divided in their opinions on how well their community is doing in terms of having employment opportunities for older residents.



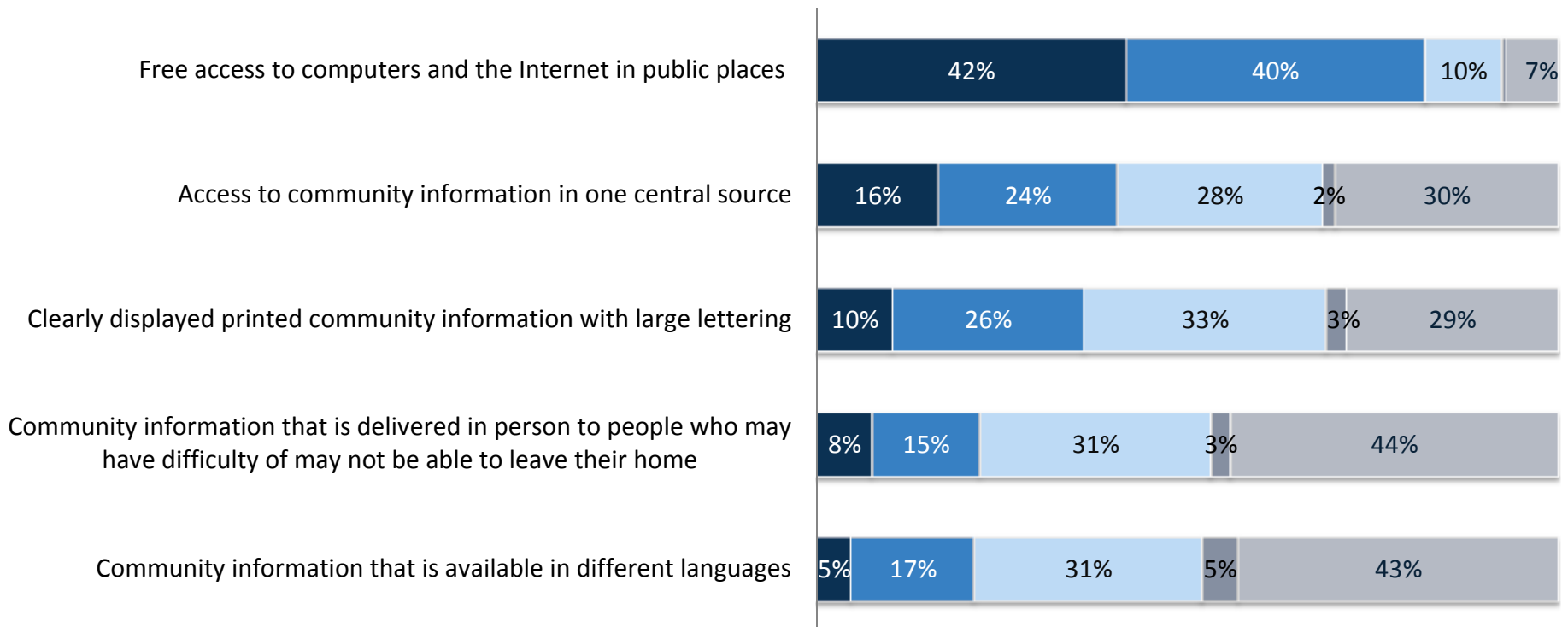
Question: Would you rate your community as excellent, very good, good, fair, or poor on having the following?

Source: 2016 AARP Age-Friendly Community Survey of City of Augusta Residents Age 50+



The majority of City of Augusta residents age 50+ rate their community positively on having free access to computers and the Internet in public places; however, having information available in different languages and for residents with limited mobility receive more negative ratings.

■ Excellent/Very good ■ Good ■ Fair/Poor ■ Not exist in community ■ Not sure/Refused



Question: Would you rate your community as excellent, very good, good, fair, or poor on having the following?

Source: 2016 AARP Age-Friendly Community Survey of City of Augusta Residents Age 50+



Respondent Profile: Demographics

Gender	
Male	43%
Female	58%

Age	
50-54	11%
55-64	42%
65-74	22%
75-84	16%
85 or older	8%

Race/Ethnicity	
White or Caucasian	98%
Native American or Alaskan Native	1%
Black	0%
Asian	0%
Native Hawaiian or Pacific Islander	0%
Hispanic	<1%
Other	0%

Marital Status	
Single, never married	15%
Married	47%
Not married, living with your partner or significant other	4%
Separated	1%
Divorced	16%
Widowed	15%

Health Status	
Excellent/Very good	48%
Good	29%
Fair/Poor	22%

Disability Status	
Yes, myself	21%
Yes, my spouse or partner	5%
Yes, both myself and my spouse or partner	5%
No	68%

AARP Membership	
Yes	39%
No	60%

Source: 2016 AARP Age-Friendly Community Survey of City of Augusta Residents Age 50+

Respondent Profile: Socioeconomic & Voting

Education	
0 to 12th grade, but with no diploma	2%
High school graduate or equivalent	31%
Post high school education, but with no degree	14%
2 year degree (Associate's Degree)	18%
4 year degree (Bachelor's Degree)	22%
Post graduate study, but with no degree	1%
Graduate or professional degree	10%

Employment Status	
Self-employed full-time	6%
Self-employed part-time	3%
Employed full-time	15%
Employed part-time	4%
Retired and not working at all	59%
Unemployed and looking for work	1%
Not in the labor force for other reasons	11%

Income	
< \$10,000	5%
\$10,000 - \$19,999	11%
\$20,000 - \$29,999	15%
\$30,000 - \$49,999	23%
\$50,000 - \$74,999	14%
\$75,000 - \$99,999	6%
\$100,000 - \$149,999	6%
\$150,000 +	4%

Voting Behavior	
Always	60%
Most of the time	30%
About half of the time	3%
Seldom	2%
Never	4%

Political Party	
Democrat	31%
Republican	28%
Independent	36%
Something else	<1%

Source: 2016 AARP Age-Friendly Community Survey of City of Augusta Residents Age 50+



Survey Methodology:

- A telephone survey was commissioned by AARP to assess public opinion among City of Augusta residents age 50+ about age-friendly and livable community topics in the City of Augusta.
- Telephone interviewing was conducted by Alan Newman Research from June 21st to August 6th 2016.
- A total of 316 interviews were conducted. The margin of error for this sample is $\pm 5.5\%$.
- The sample utilized RDD landline and cell phone records.

Source: 2016 AARP Age-Friendly Community Survey of City of Augusta Residents Age 50+



Contact Information:

- This deck, the annotated survey, the methodology report, and an infographic can be accessed at:
www.aarp.org/2016agefriendlycommunity
- For more information about age-friendly work in the City of Augusta, please contact Lori Parham, AARP Maine, at lparham@aarp.org.
- For more information about the survey, please contact Joanne Binette, AARP Research, at jbinette@aarp.org.