

**Making The Town of North
Hempstead a Great Place to
Live: The 2014 Livable
Communities Survey of AARP
Members Age 50-plus in The
Town of North Hempstead,
New York**

**Report Prepared by
Cheryl Barnes and Joanne Binette**

August 17, 2015

Copyright © 2015

AARP

AARP Research

601 E Street NW

Washington, DC 20049

www.aarp.org/research/

Reprinting with Permission

TABLE OF CONTENTS

Key Findings	2
Detailed Findings	4
Community	4
Housing	7
Outdoor Spaces and Buildings	9
Transportation and Streets	10
Health and Wellness	12
Social Participation, Inclusion and Education Opportunities	14
Volunteering and Civic Engagement	16
Job Opportunities	17
Community Information	18
Gaps in Community Features and Services	20
Caregiving	24
Demographic Profile of Respondents	28
Survey Annotation	29
Methodology	51

Key Findings

AARP members in the Town of North Hempstead say community features that improve outdoor spaces and public buildings, job opportunities, housing, and availability of community information are needed to make North Hempstead a place where people can successfully age.

A livable community provides resources that allow residents to age in place, and fosters residents' engagement in their community's civic, economic, and social life. The World Health Organization (WHO) has developed eight domains that help influence the health and quality of life of older adults: housing, outdoor spaces and buildings, transportation, community support and health services, social participation, respect and social inclusion, civic participation and employment, and communication and information. The AARP New York State Office commissioned this livable communities survey of AARP members age 50 and older in the Town of North Hempstead, New York to better understand the needs of older adults with regards to being able to age in place, and to conduct a community needs gap analysis to identify and prioritize areas of focus. This survey finds that:

- ❖ **AARP members age 50-plus in the Town of North Hempstead have lived in their community for a long time and are likely to remain there as they get older.**
 - ✓ 63% have lived in their community for at least 25 years, 13% have lived there between 15 and 24 years, and another 15% have lived there between 5 and 14 years.
 - ✓ 50% say it is extremely or very important to stay in their community, and 89% say it is extremely or very important for them to stay in their home as they age.
 - ✓ 59% say they are not very or not at all likely to move outside of their community when they retire and stop working completely.

- ❖ **AARP members age 50-plus in the Town of North Hempstead own their homes and some say they need to make modifications to enable them to age in place.**
 - ✓ 85% own their residence and 65% live in a single family home.
 - ✓ The top home modifications North Hempstead members would need to make so they can age in place are bathroom modifications such as, installing grab bars, handrails, high toilet seats or non slip tile (37%) and installing a medical emergency response system that notifies others in case of emergency (33%).
 - ✓ In line with needing to make home modifications, the most important housing issues are having affordable home repair contractors (90%), well-maintained homes and properties (89%), seasonal maintenance services (74%), and homes that are equipped with wider doorways, grab bars in bathrooms, and first floor bedrooms and bathrooms (68%).

- ❖ **AARP members age 50-plus in the Town of North Hempstead say it is important to have outdoor spaces and buildings in their community that allow access for people of different physical abilities.**
 - ✓ 87% say it is extremely or very important to have well-maintained public buildings and facilities that are accessible to people of different physical abilities.
 - ✓ 85% say it is important to have sidewalks that are in good condition and accessible for assistive mobility devices.

- ❖ **AARP members age 50-plus in the Town of North Hempstead mostly drive themselves to get around their community, and many believe it is important to have well-designed, safe streets that support all users.**
 - ✓ 90% drive, 46% walk, 26% take a taxi, and 19% ride with others to get around their community.
 - ✓ Most believe that it is extremely or very important to have well-maintained streets (92%), easy to read traffic signs (91%), and well-lit and safe streets for all users (90%).

- ❖ **AARP members age 50-plus in the Town of North Hempstead want to stay healthy and therefore believe having good community health care facilities, services, and providers is important.**
 - ✓ 96% say it is extremely or very important to have well-maintained hospitals and health care facilities in their community.
 - ✓ About nine in ten say having conveniently located emergency care centers (90%), affordable home health care providers (89%), and well-trained certified home health care providers (89%) in their community are important.
- ❖ **AARP members age 50-plus in the Town of North Hempstead want to have social activities within their community.**
 - ✓ 88% say they interact with friends and neighbors in their community several times a week or more.
 - ✓ 83% say it is extremely or very important to have activities that are affordable for all residents, while 82% say having activities that offer senior discounts is important.
 - ✓ 75% say having activities that are accurately and widely publicized is important, while 73% say it is important to have activities that involve both older and younger people available in their community.
- ❖ **AARP members age 50-plus in the Town of North Hempstead want to have a variety of volunteer opportunities within their community.**
 - ✓ 69% say it is extremely or very important to have transportation to and from volunteer activities for those residents who need it, while 66% say having opportunities for older adults to be community decision makers is important.
 - ✓ 60% say having an easy to navigate website that shows local volunteer opportunities is important.
- ❖ **Many AARP members age 50-plus in the Town of North Hempstead want to work for as long as possible and believe it is important to have community supports that will enable them to do so.**
 - ✓ 71% of employed members plan to put off full retirement and keep working for as long as possible.
 - ✓ 67% believe that having jobs that are adapted to meet the needs of people with disabilities in their community is extremely or very important, while about three in five say it is important to have job training opportunities (61%) as well as a range of flexible job opportunities for older adults (58%) in their community.
- ❖ **AARP members age 50-plus in the Town of North Hempstead would turn to family, friends, or neighbors for community information on older adult services.**
 - ✓ 87% say they would turn to family, friends, or neighbors, while 72% would contact local senior centers.
 - ✓ 79% believe it is extremely or very important to have access to community information in one central source.
 - ✓ 72% say it is important to have free access to computers and the Internet in places such as the library, senior center or government buildings in their community.
- ❖ **AARP members age 50-plus in the Town of North Hempstead report their top community needs that is the gap between what is important and what is present in four key areas: outdoor spaces and buildings, job opportunities, housing, and community information.**
 - ✓ The top gaps identified in outdoor spaces and buildings are separate pathways for bicyclists and pedestrians, neighborhood watch programs, and well-maintained public restrooms that are accessible to people of different physical disabilities.
 - ✓ All three items asked about in the job opportunities domain appeared in the top overall gaps: a range of flexible job opportunities for older adults, job training opportunities, and jobs that are adapted to meet the needs of people with disabilities.
 - ✓ The top gaps in housing are affordable home prices for adults of varying income levels and a home repair service for low-income or older adults. The top gaps in community information are clearly displayed printed community information with large lettering, information that is delivered in person, and an automated information source that is easy to understand.

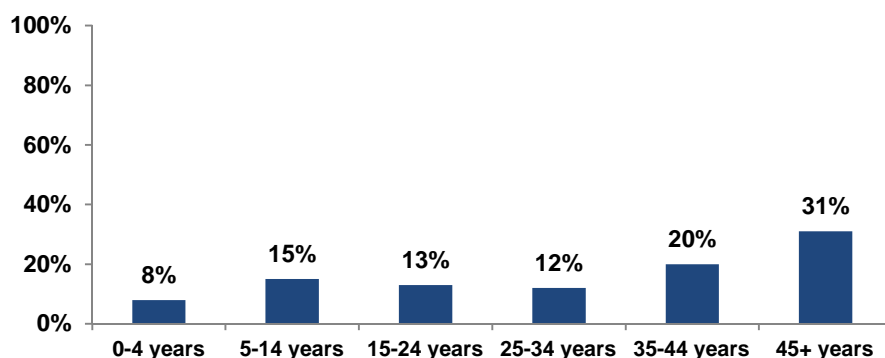
Detailed Findings

Community

AARP members age 50-plus in the Town of North Hempstead are long-time residents of their community and are unlikely to move into a different home within their community or leave their community altogether.

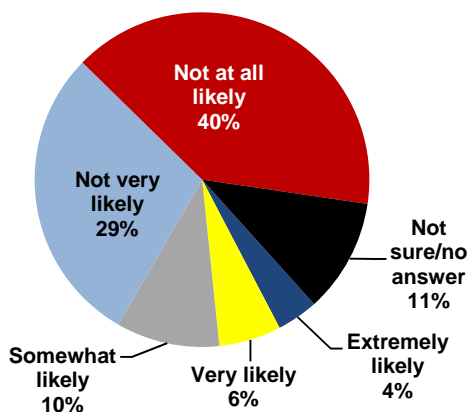
AARP members age 50-plus in the Town of North Hempstead have deep roots in their community. Nearly two-thirds (63%) have lived in their community for at least 25 years. One in eight (13%) has lived in their community between 15 and 24 years, and just over one in seven (15%) has lived in their community between 5 and 14 years.

**Length of Time AARP Members in the Town of North Hempstead Have Lived in Their Community
(n=232)**

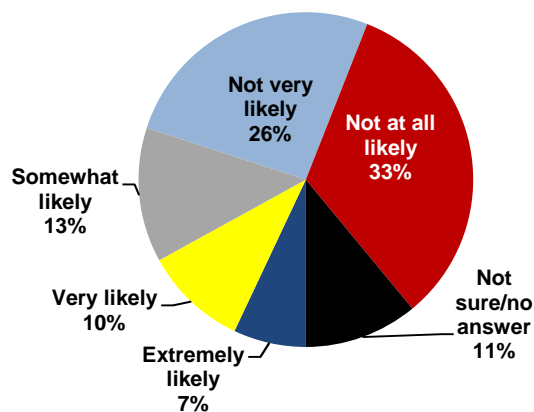


Most 50-plus AARP members in the Town of North Hempstead are unlikely to move into a different home within their community or move outside their community when they retire and stop working. About one in seven (69%) says they are not very or not at all likely to move to a different home within their community, and another one in ten (10%) says they are only somewhat likely to do this. Six in ten (59%) say they are not very or not at all likely to move outside of their community, and another one in eight (13%) says they are only somewhat likely to do so.

**Likelihood of Moving to a Different Home in the Town of North Hempstead in Retirement Years
(n=232)**



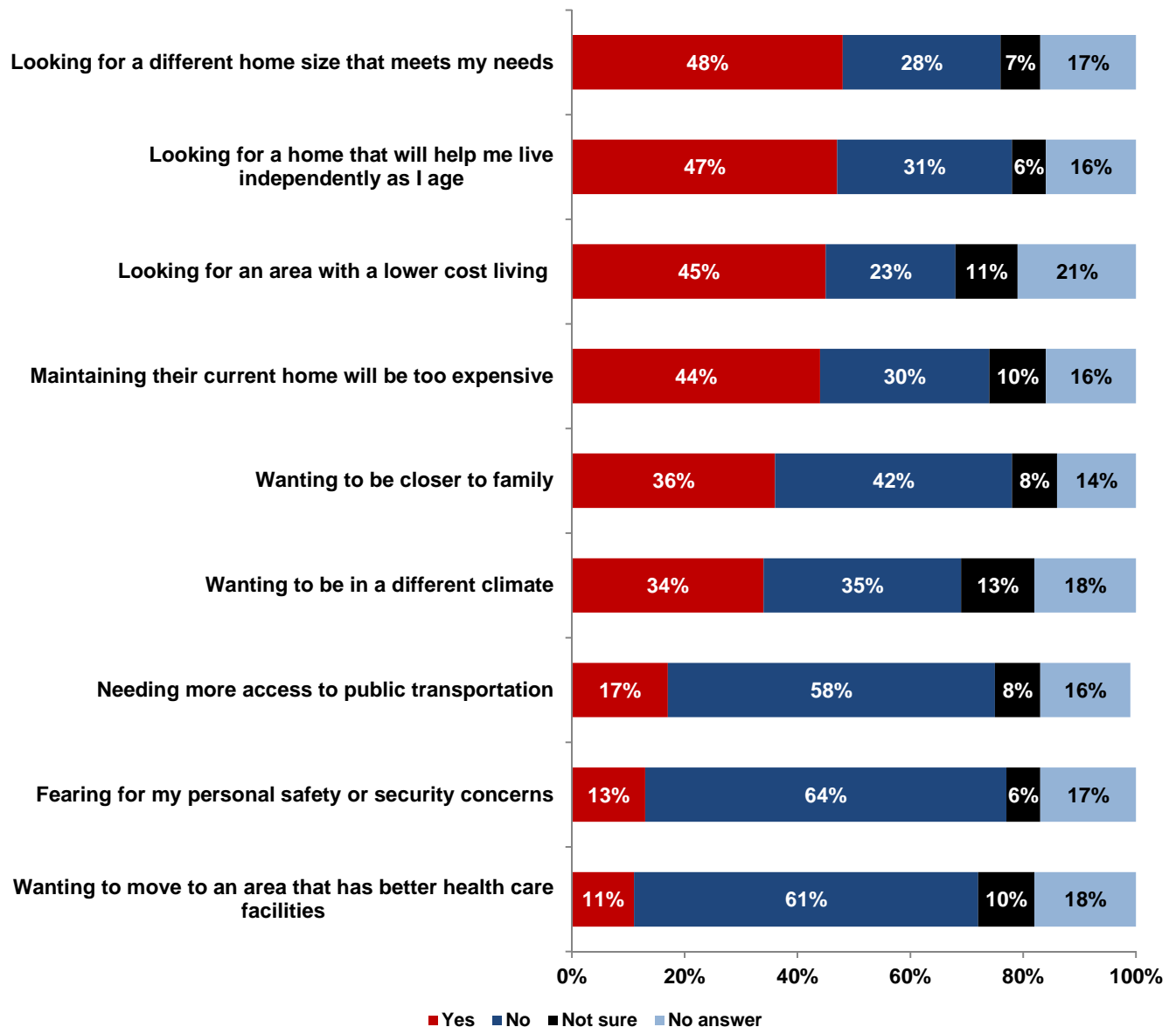
**Likelihood of Moving to a Different Home outside of North Hempstead in Retirement Years
(n=232)**



AARP members age 50-plus in the Town of North Hempstead say the top factors that would impact their decision to move out of the area are to find a home that meets their size needs or a home that will help to live independently as they age.

If 50-plus AARP members in the Town of North Hempstead were to consider moving when they retire and do not work, nearly half say they would move to find a home that better meets their size needs (48%) or a home that would help them live independently as they age (47%). About two in five say they would want a home in an area with a lower cost of living (45%) or would move because maintaining their current home would be too expensive (44%). About one-third says they would move to be closer to family (36%) or to live in a different climate (34%). Fewer say they would move because they want to find an area that has better public transportation (17%), is safer (13%), or has better health care facilities (11%).

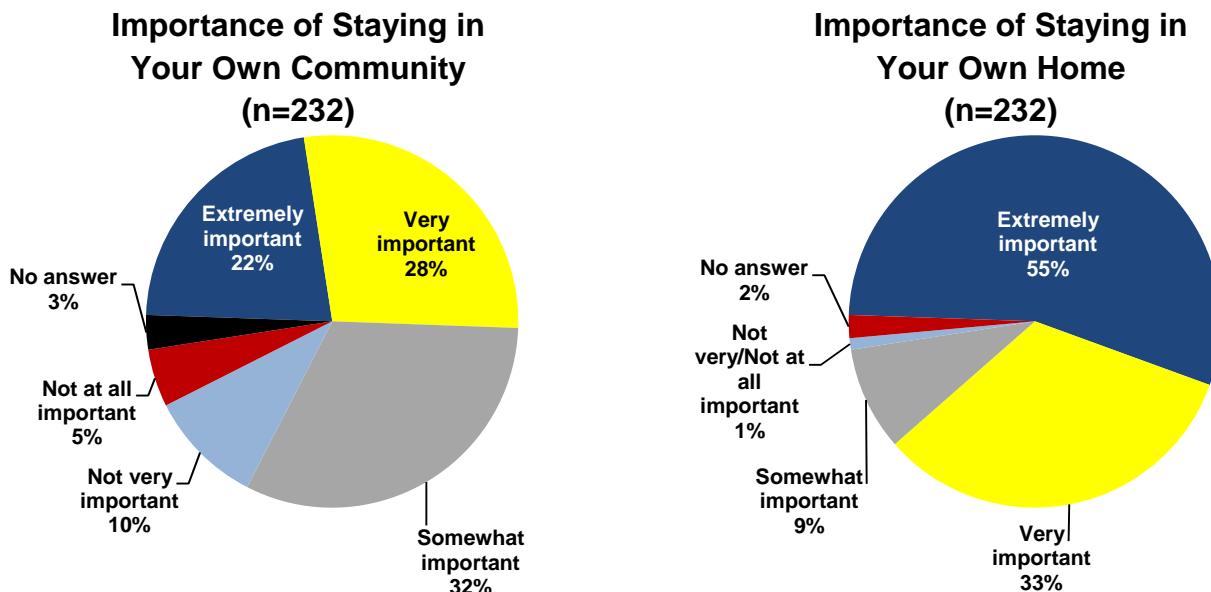
**Factors that Impact the Decision of AARP Members in the Town of North Hempstead to Move*
(n=232)**



*Percentages may not add up to 100 due to rounding.

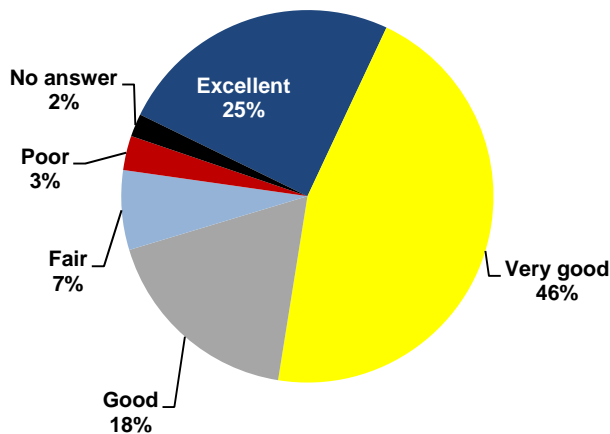
AARP members age 50-plus in the Town of North Hempstead say it is important for them to remain in their home and community, and they believe their community is a good place for older people to live.

AARP members in the Town of North Hempstead want to continue to live in their community *and* their home for as long as they can. Half (50%) say it is extremely or very important to stay in their community as they age. The large majority (89%) says it is extremely or very important to stay in their own home as they age.



The vast majority (89%) says their community is an excellent, very good, or good place for older people to live. This high rating of their community is likely influenced by the fact that many have lived there for at least 25 years and desire to remain there as they get older.

Rating of North Hempstead as a Place for Older People to Live* (n=232)



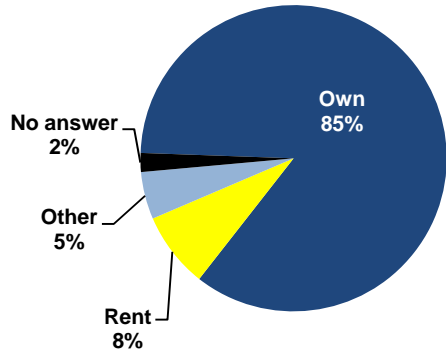
*Percentages may not add up to 100 due to rounding.

Housing

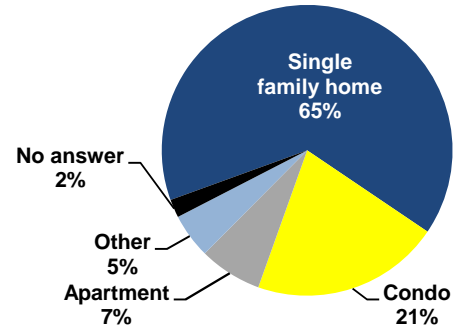
Most 50-plus AARP members in the Town of North Hempstead own their own residence, and some say they will need to make home modifications to enable them to stay there as they age.

Over eight in ten (85%) own their residence while one in twelve (8%) rents. Nearly two-thirds live in a single family home (65%). One in five lives in a condominium (21%) and fewer than one in ten lives in an apartment (7%) or some other type of dwelling (5%).

Own or Rent Primary Residence
(n=232)

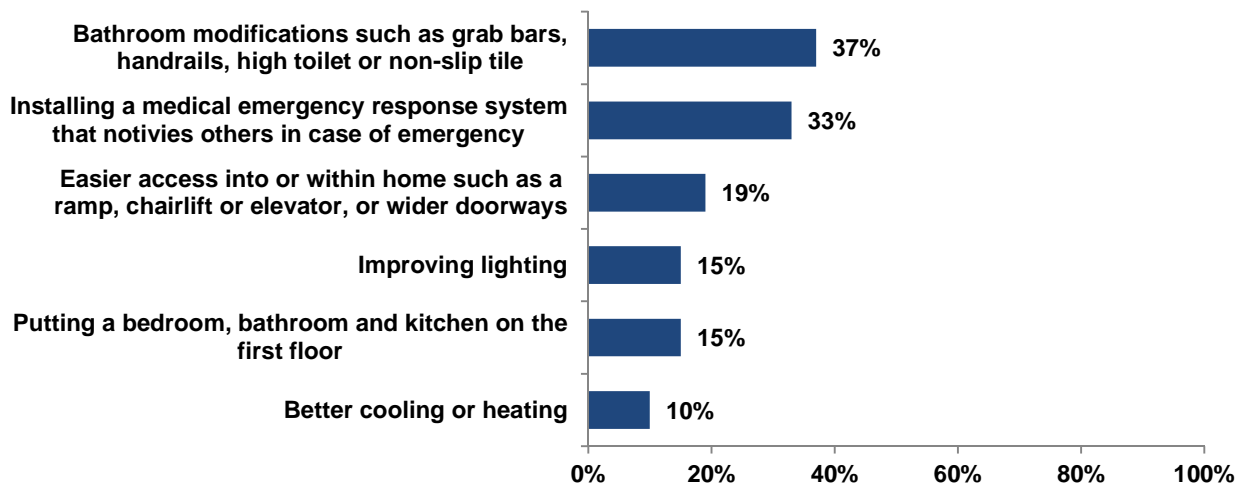


Type of Home is Primary Residence
(n=232)



The top home modification AARP members in the Town of North Hempstead say they will need to make in order to stay in their residence as they age is bathroom modifications such as installing grab bars, handrails, high toilet seats or non-slip tile (37%). One-third says they will need to install a medical emergency response system that notifies others in case of emergency (33%). One in five says they will need to add things like ramps or chairlifts for easier access into and within their home or make structural changes like widening doorways (19%). Just over one in seven says they will need to improve lighting (15%) or put a bathroom, bedroom or kitchen on the first floor (15%). One in ten says they need to install a better cooling or heating system (10%).

Types of Home Modifications AARP Members in the Town of North Hempstead Need to Make to Enable Their Stay as They Age*
(n=232)

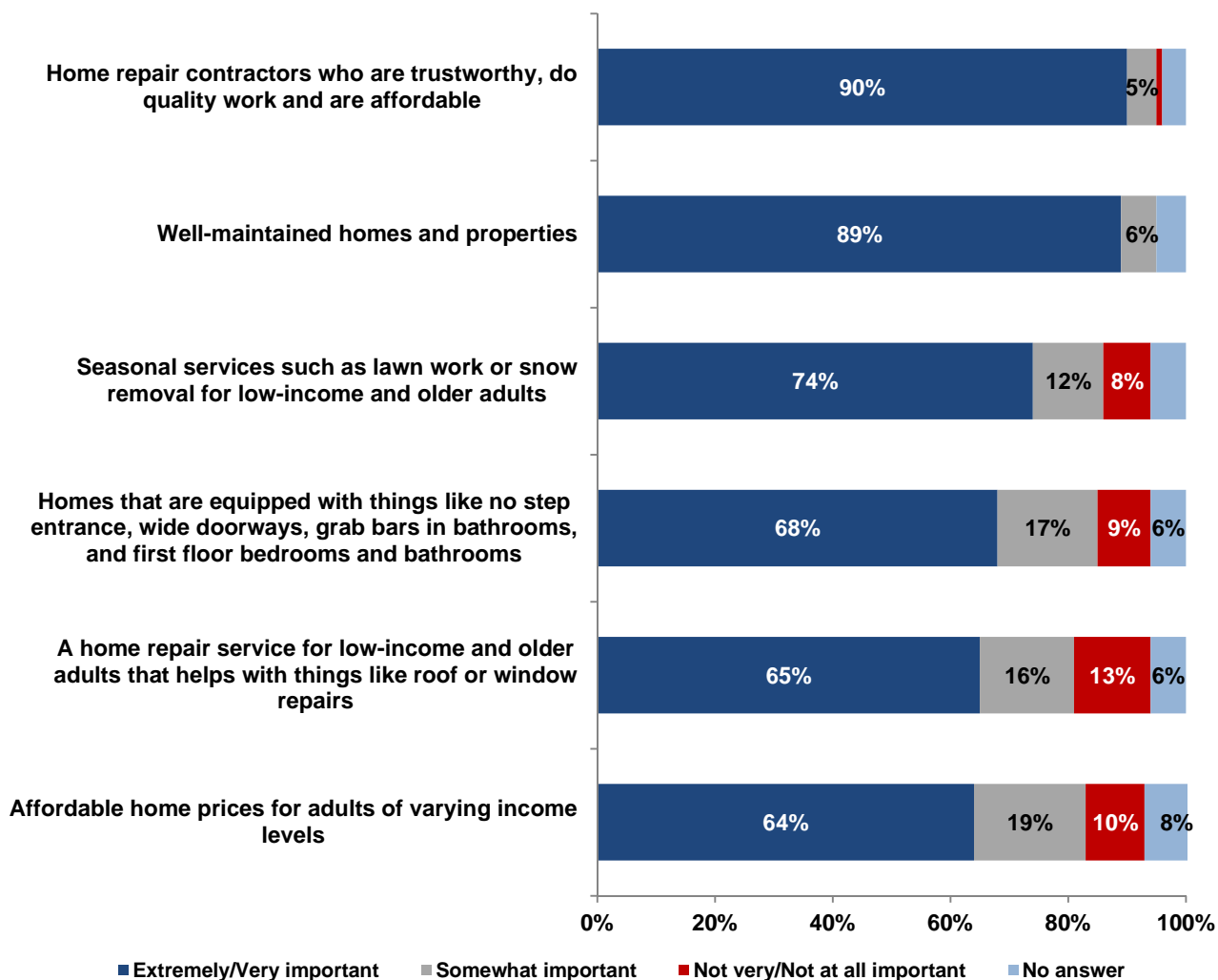


*Graph shows respondents who checked "yes" under each type of modification.

Trustworthy home repair contractors and well-maintained properties are the most important housing features to 50-plus AARP members in the Town of North Hempstead.

Most 50-plus AARP members in the Town of North Hempstead are home owners and say they would prefer to age in place, so it is not surprising that the top housing issues of importance for these members relate to home repairs that could promote being able to stay in the home. The large majority says trustworthy, affordable home repair contractors (90%) and well-maintained homes and properties (89%) are extremely or very important to have in their community. About three-quarters say it is extremely or very important to have seasonal maintenance services (74%). About two-thirds say that homes that are equipped with things like a no step entrance, wider doorways, grab bars and first floor bedrooms and bathrooms (68%), home repair services for low-income and older residents (65%), and affordable home prices for adults of varying income levels (64%) are important.

Housing Features of Importance to AARP Members in the Town of North Hempstead* (n=232)



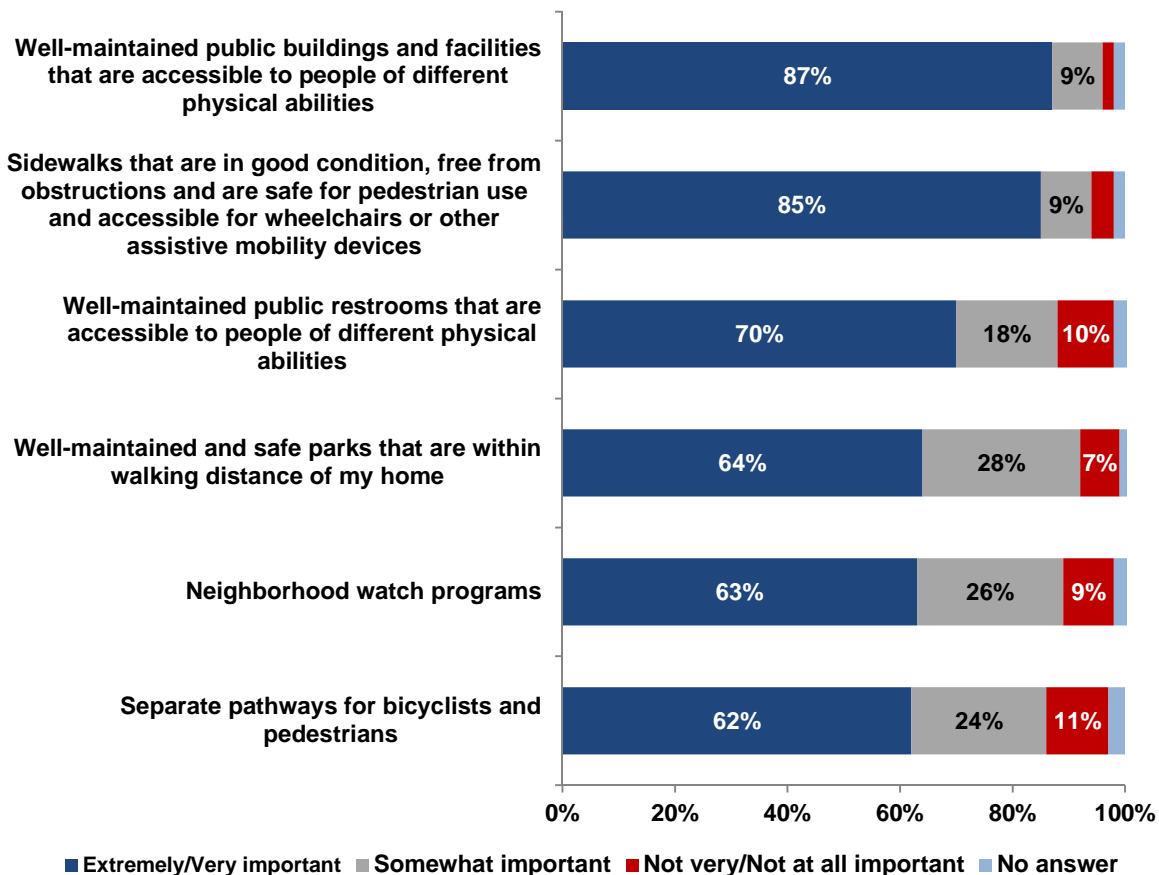
*Percentages may not add up to 100 due to rounding. *Percentages less than 5 percent are not shown.

Outdoor Spaces and Buildings

AARP members age 50-plus in the Town of North Hempstead say outdoor spaces and building features that ensure accessibility for people of different physical abilities are of high importance.

When thinking about outdoor spaces and public buildings within their community, the vast majority of AARP members in the Town of North Hempstead believes it is extremely or very important to have well-maintained public buildings and facilities that are accessible to people of different physical abilities (87%) and sidewalks in good condition that are accessible for wheelchairs or other assistive mobility devices (85%). Seven in ten say having well-maintained public restrooms that are accessible to people of different physical abilities (70%) is extremely or very important. Over three in five believe having well-maintained and safe parks that are within walking distance from their home (64%), neighborhood watch programs (63%), and separate pathways for bicyclists and pedestrians are important to have in their community (62%).

**Outdoor Spaces and Building Features of Importance to
AARP Members in the Town of North Hempstead***
(n=232)



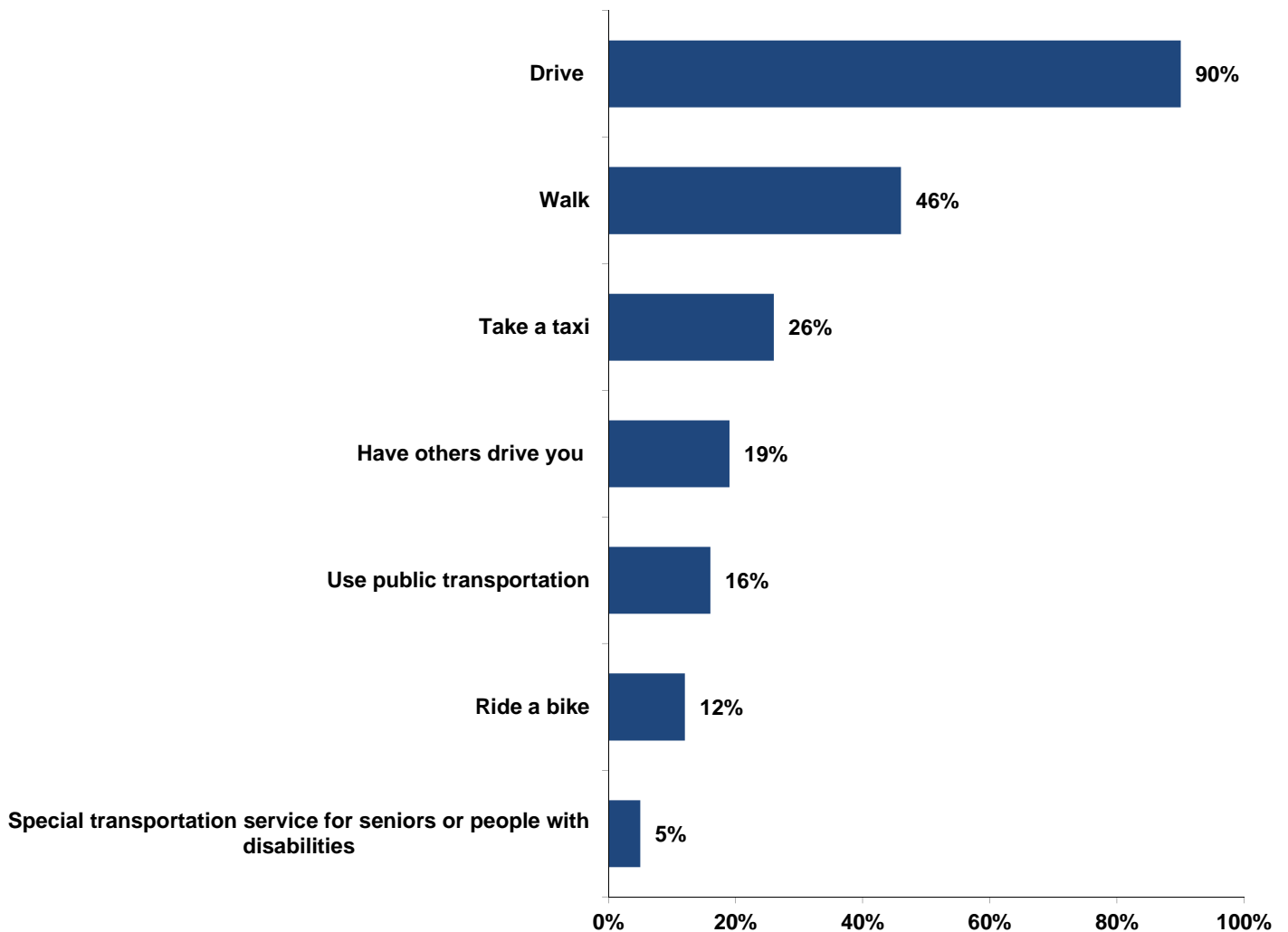
*Percentages may not add up to 100 due to rounding. *Percentages less than 5 percent are not shown.

Transportation and Streets

AARP members age 50-plus in the Town of North Hempstead drive themselves to get to where they want to go.

Nine in ten (90%) AARP members age 50-plus in the Town of North Hempstead drive themselves in order to do things like shopping, visiting the doctor, running errands, or getting to other places in their communities. Nearly half (46%) walk and about a quarter takes a taxi (26%). Fewer get a ride from others (19%), use public transportation (16%), or ride a bike (12%). Far fewer use a special transportation service for seniors or persons with disabilities (5%).

**Transportation Modes of AARP Members in the Town of North Hempstead*
(n=232)**

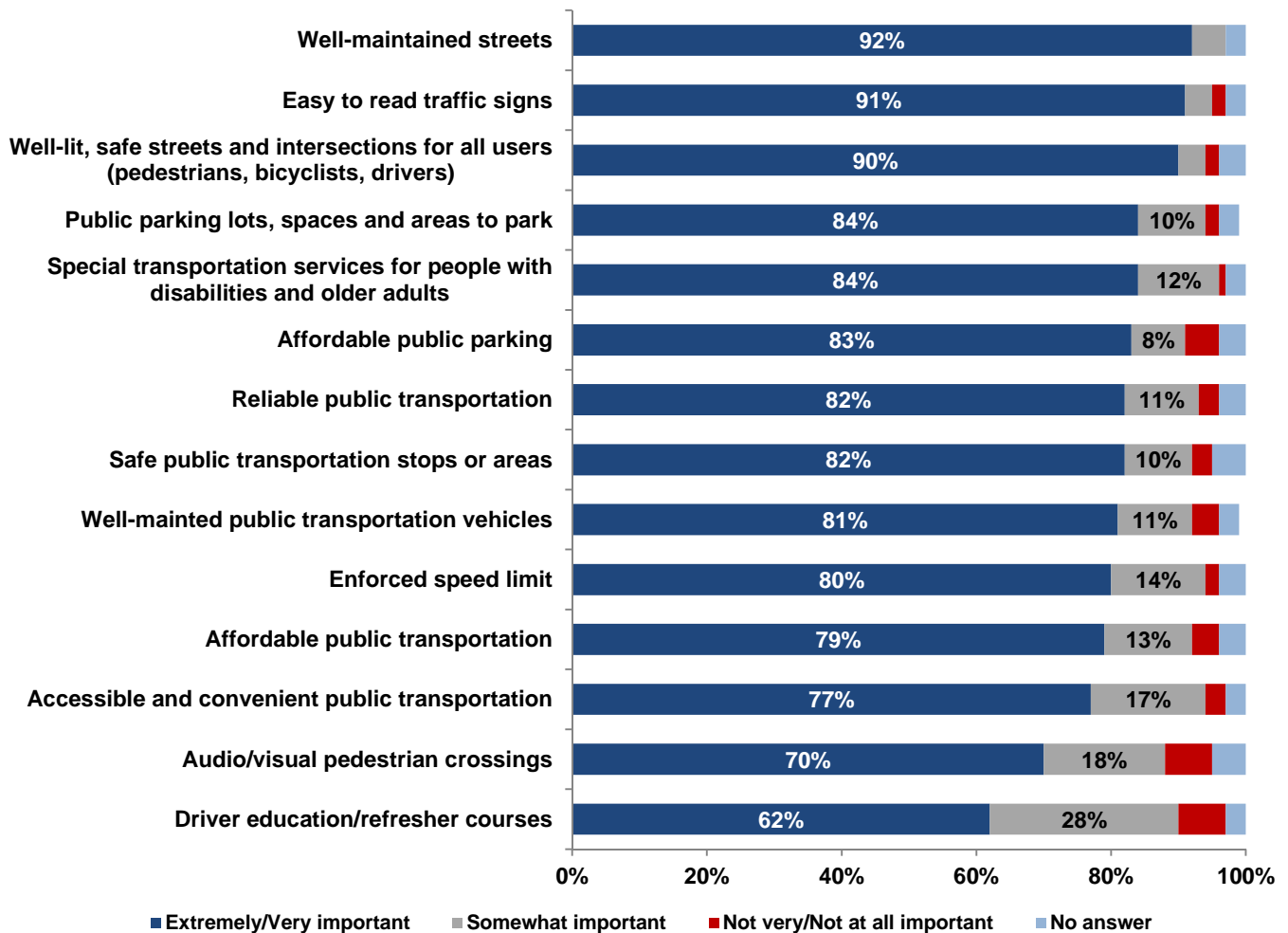


*Graph shows respondents who checked "yes" under each mode of transportation.

AARP members age 50-plus in the Town of North Hempstead believe that having well-maintained, safe streets with easy to read traffic signs in their community is important.

When thinking about transportation and streets within their community, about nine in ten 50-plus AARP members in the Town of North Hempstead say it is extremely or very important to have well-maintained streets (92%), easy to read traffic signs (91%), and well-lit, safe streets and intersections for all users (90%). Over four in five say it is important to have public parking lots and spaces (84%), special transportation services for people with disabilities and older adults (84%), and affordable public parking (83%) in their community. AARP 50-plus members in the Town of North Hempstead also place high importance on features that relate to public transportation. About eight in ten say it is important to have public transportation that is reliable (82%), safe (82%), well-maintained (81%), affordable (79%), and accessible and convenient (77%). Four in five also say having enforced speed limits (80%) is important to have in their community. Seven in ten say it is extremely or very important to have audio/visual pedestrian crossings (70%), while about six in ten say having driver education and refresher courses (62%) in their community is important.

Transportation and Street Features of Importance to AARP Members in the Town of North Hempstead* (n=232)



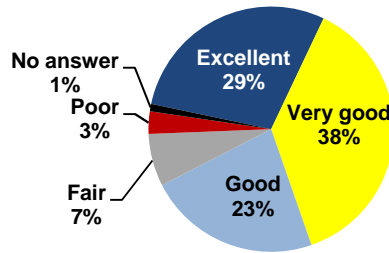
*Percentages may not add up to 100 due to rounding. Percentages less than 5 percent are not shown.

Health and Wellness

AARP members age 50-plus in the Town of North Hempstead believe they are in excellent, very good or good health, and they exercise at least once a week.

Nine in ten (89%) say they are in excellent, very good, or good health, while fewer than one in ten says their health is fair.

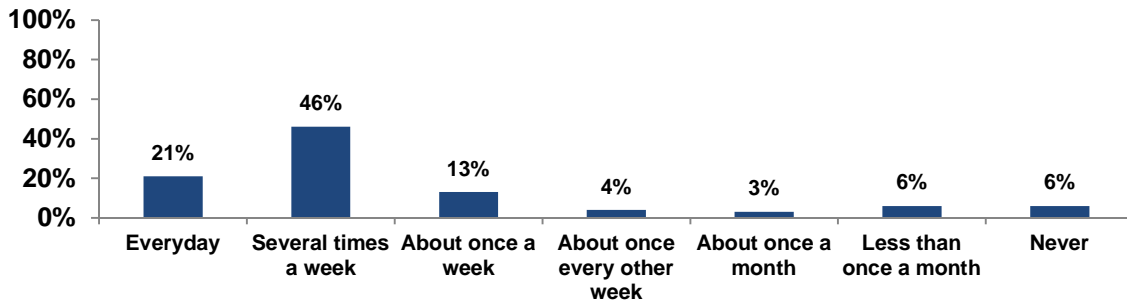
AARP Members in the Town of North Hempstead Rating of Their Health*
(n=232)



*Percentages may not add up to 100 due to rounding.

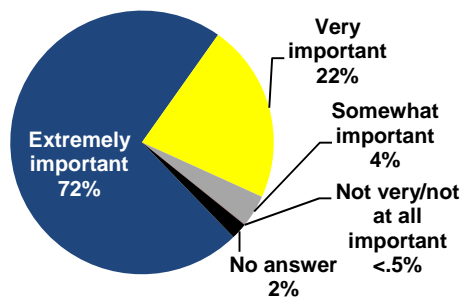
The fact that most 50-plus AARP members in the Town of North Hempstead perceive themselves as being healthy also is reflective of their exercise habits. Two-thirds (67%) say they exercise every day or several times a week, and one in eight (13%) says they exercise about once a week.

Frequency that AARP Members in the Town of North Hempstead Exercise
(n=232)



Given the frequency of exercising it is not surprising that nearly all (95%) 50-plus AARP members in the Town of North Hempstead say it is important to them to remain physically active for as long as possible.

Importance of Remaining Physically Active Among AARP Members in the Town of North Hempstead*
(n=232)

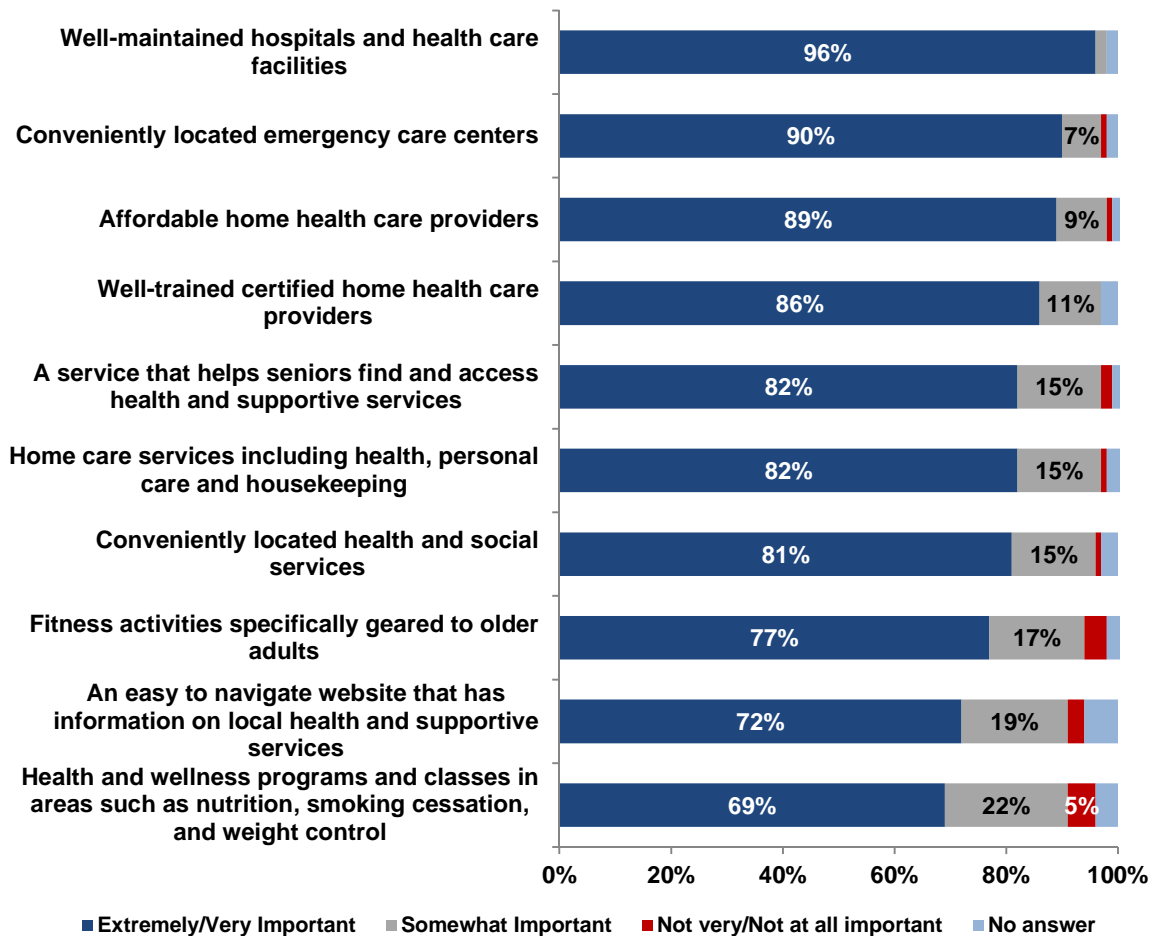


*Percentages may not add up to 100 due to rounding.

AARP members age 50-plus in the Town of North Hempstead believe having good community health care facilities, services, and providers are important to successful aging in place.

At least nine in ten (96%) AARP members in the Town of North Hempstead say it is extremely or very important to have well-maintained hospitals and health care facilities (96%) and conveniently located emergency care centers (90%) in their community. Almost nine in ten believe it is important to have affordable home health care providers (89%) and well-trained certified home health care providers (86%). About eight in ten say a service that helps seniors access health and supportive services (82%), home care services (82%), and conveniently located health and social services (81%) are extremely or very important. About three-quarters believe that fitness activities geared toward older adults (77%) and an easy to navigate health and social services website (72%) are important to have in their community. Almost seven in ten (69%) say it is important to have health and wellness programs within their community.

Health and Wellness Features of Importance to AARP Members in the Town of North Hempstead* (n=232)



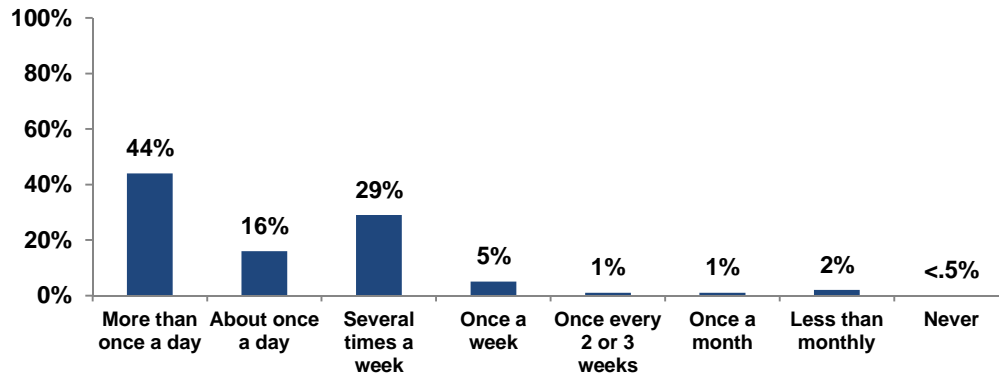
*Percentages may not add up to 100 due to rounding. Numbers indicating percentages less than 5 percent are not shown.

Social Participation, Inclusion and Education Opportunities

AARP members age 50-plus in the Town of North Hempstead interact regularly with others in their community, and some seek out continuing education opportunities.

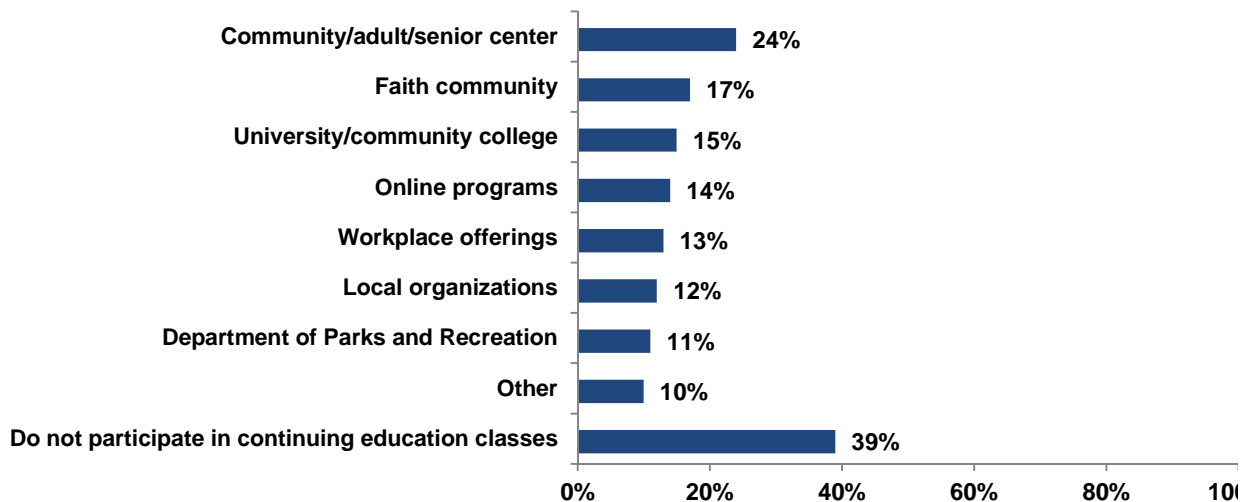
Over four in five (88%) say they interact with friends and neighbors in their community several times a week or more. Fewer than one in ten (5%) interacts with others in their community once a week or less than weekly (4%).

Frequency that AARP Members in the Town of North Hempstead Interact with People in Their Community (n=232)



When seeking out continuing education opportunities in their community, about two in five say they do not do this. About a quarter says they go to community, adult or senior centers, (24%). About one in six says they go to their faith community (17%) or universities or community colleges (15%). About one in eight seeks out online programs (14%), looks for continuing education opportunities through their workplace offerings (13%), or goes to local organizations or businesses (12%). About one in ten says they go to the Department of Parks and Recreation (11%) or goes to other sources (10%).

Places or Sources AARP Members in the Town of North Hempstead Go to for Continuing Education or Self-Improvement Classes* (n=232)



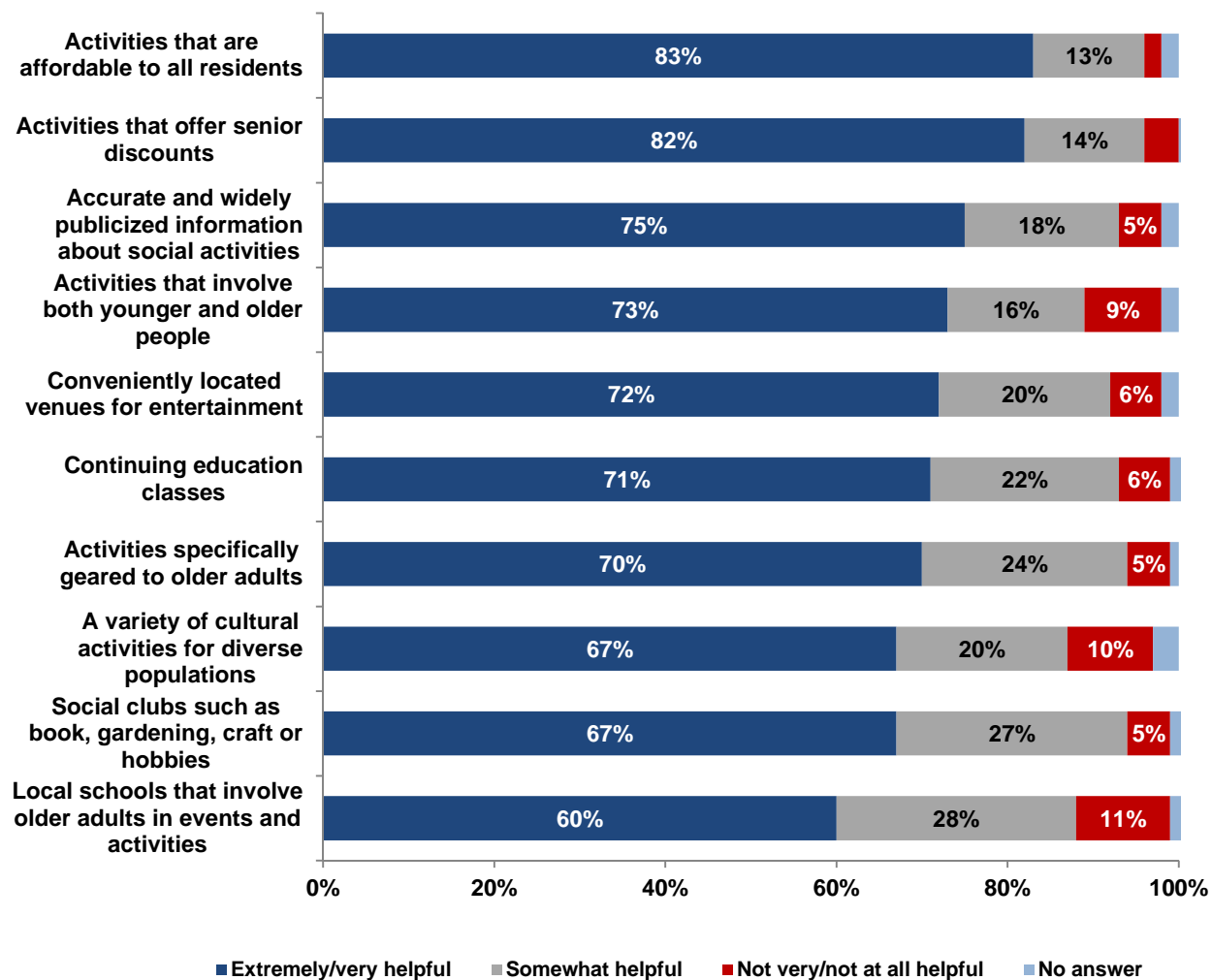
*Graph shows respondents who checked "yes" under each place/source.

AARP members age 50-plus in the Town of North Hempstead believe it is important to have activities that are affordable for all residents and offer discounts to seniors.

When it comes to social participation, 50-plus AARP members in the Town of North Hempstead want to have activities that are affordable, geared to diverse audiences, and are easy to find out about. Over four in five say it is extremely or very important to have activities that are affordable to all residents (83%) and offer senior discounts (82%) in their community. About three-quarters say having activities that are accurately and widely publicized (75%) and involve younger and older people (73%) is important to have in their community. About seven in ten say conveniently located entertainment venues (72%), continuing education classes (71%), and activities that are geared specifically to older adults (70%) are important to have in their community.

More than two-thirds say having a variety of cultural activities for diverse populations (67%) and social clubs (67%) are important, while three in five say that local schools that involve older adults in activities (60%) is extremely or very important.

Social Participation Features of Importance to AARP Members in the Town of North Hempstead* (n=232)



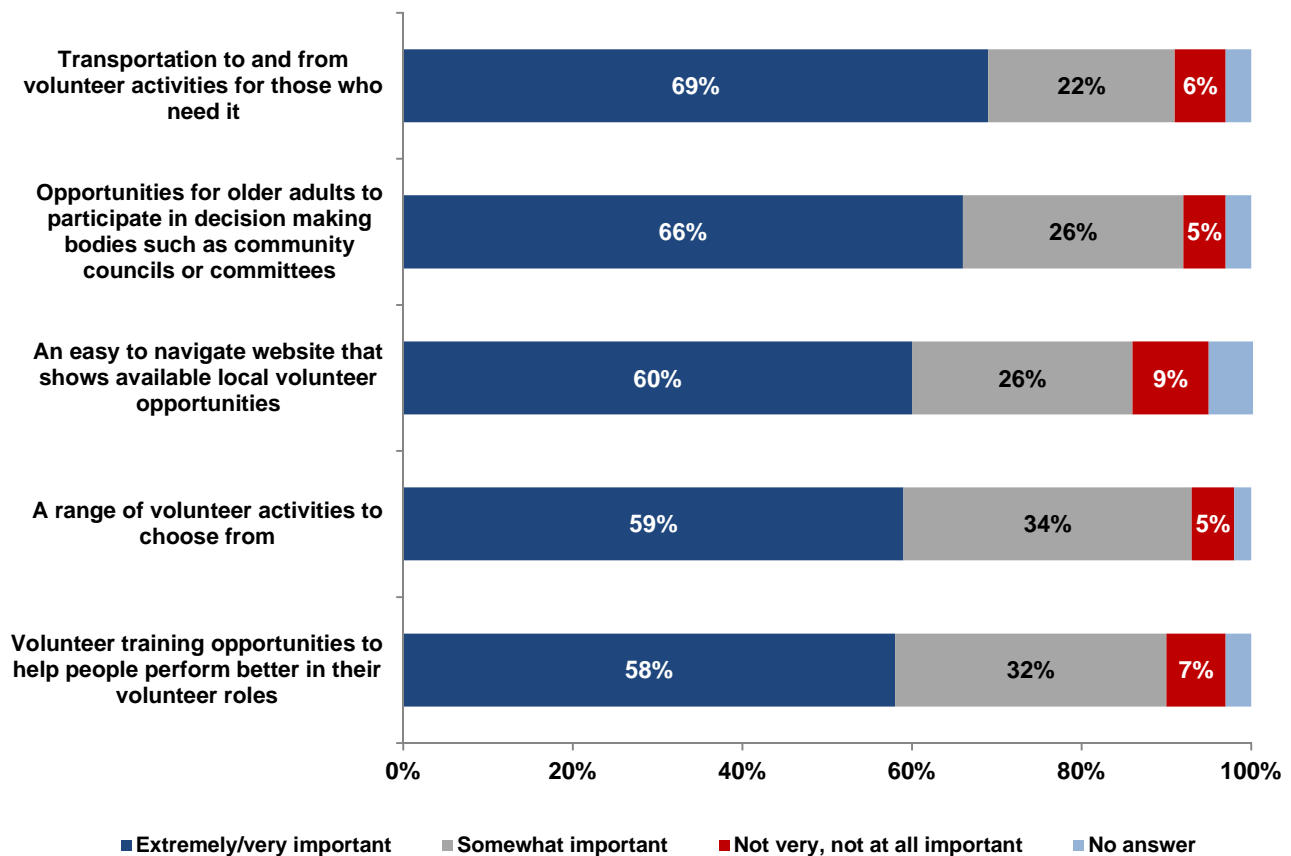
*Percentages may not add up to 100 due to rounding. Percentages less than 5 percent are not shown.

Volunteering and Civic Engagement

AARP members age 50-plus in the Town of North Hempstead want to live in communities that have a variety of volunteer opportunities and available transportation to get them to these volunteer activities.

When asked about civic engagement features, nearly seven in ten (69%) say that it is extremely or very important to have transportation to and from volunteer activities for those residents who need it. About three in five say having opportunities for older adults to be community decision makers (66%) and an easy to navigate website that shows opportunities for volunteering (60%) are important in the community where they live. A similar proportion says a range of volunteer activities to choose from (59%) and having volunteer training opportunities (58%) are important community features.

Volunteer and Civic Engagement Features of Importance to AARP Members in the Town of North Hempstead* (n=232)



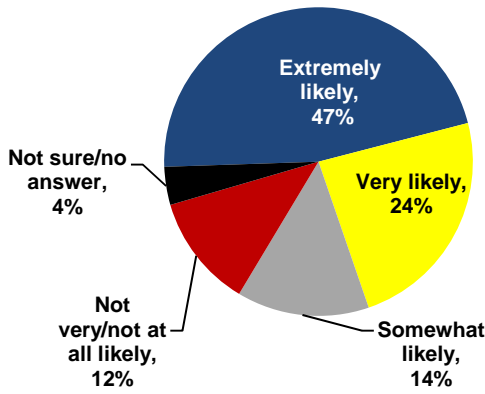
*Percentages may not add up to 100 due to rounding. Percentages less than 5 percent are not shown.

Job Opportunities

The majority of 50-plus AARP members in the Town of North Hempstead plans to work for as long as possible and want to have community supports to help them remain employed.

Two in five (41%) AARP members age 50-plus in the Town of North Hempstead are employed either full or part-time. Over seven in ten of these members (71%) say they are extremely or very likely to put off full retirement and keep working as long as possible.

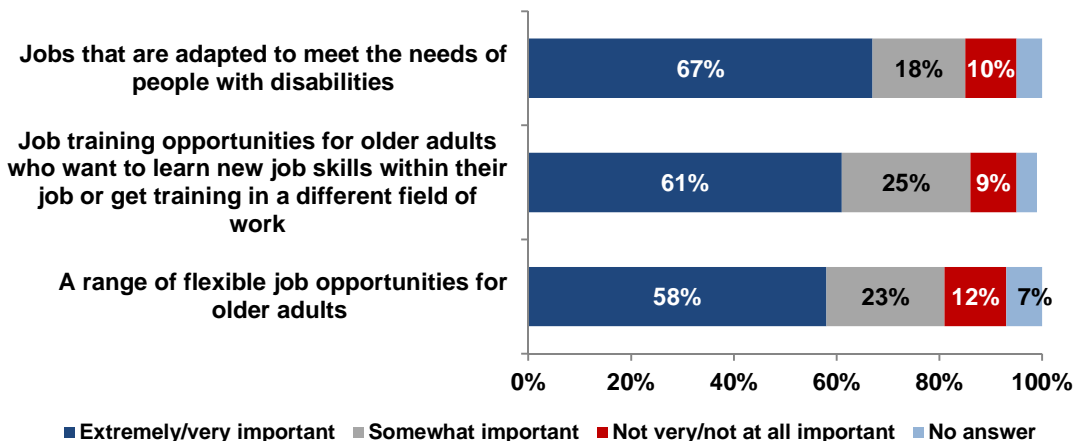
Likelihood of Working AARP Members in the Town of North Hempstead to Put Off Full Retirement to Work as Long as Possible*
(n=97, employed respondents)



*Percentages may not add up to 100 due to rounding.

Given that a large proportion of 50-plus AARP members in the Town of North Hempstead plan to work as long as possible, it is not surprising that they place high importance on having community supports in place for working residents. Two-thirds believe that having jobs that are adapted to meet the needs of people with disabilities in their community (67%) is extremely or very important. About three in five believe it is important to have job training opportunities (61%) and a range of flexible job opportunities for older adults (58%) in their community.

Job Features of Importance to AARP Members in the Town of North Hempstead*
(n=232)



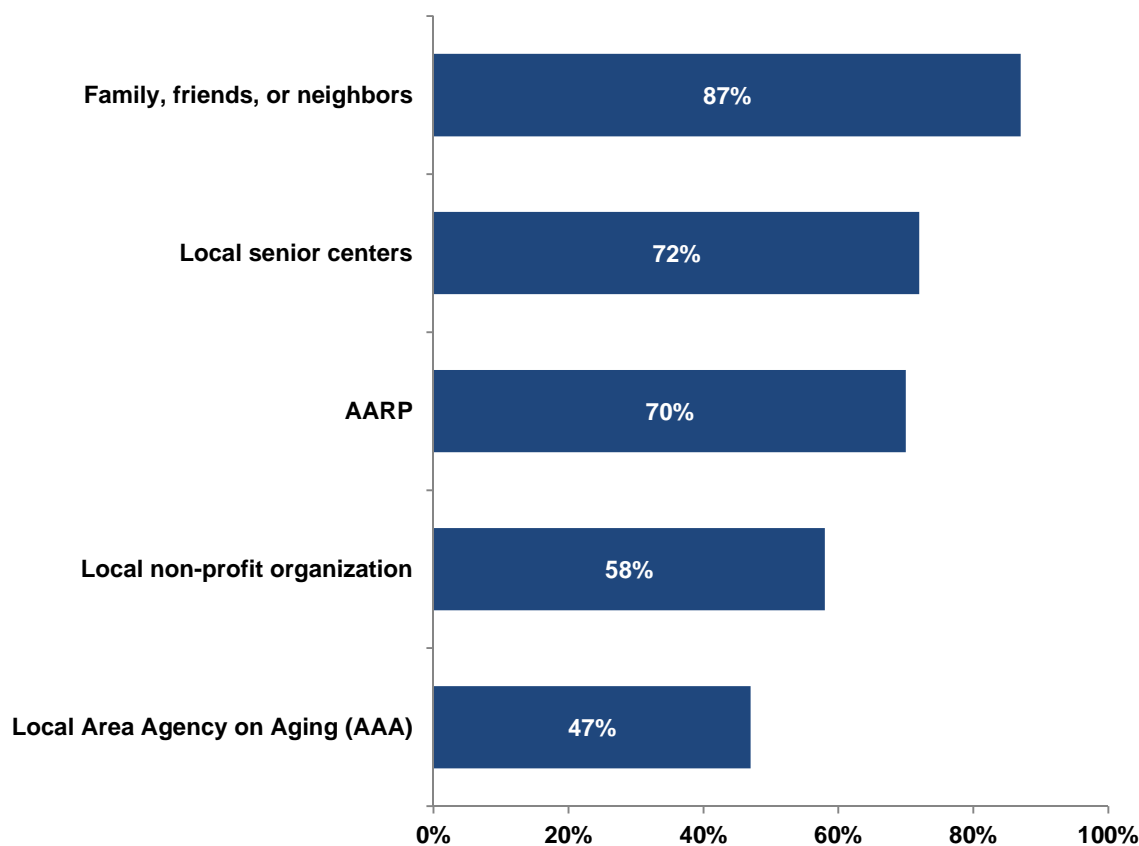
*Percentages may not add up to 100 due to rounding. Percentages less than 5 percent are not shown.

Community Information

AARP members age 50-plus in the Town of North Hempstead say they would turn most to family, friends, or neighbors for information on services for older adults.

Almost nine in ten (87%) say they would turn to family, friends, or neighbors for information about services for older adults such as caregiving, home delivered meals, home repair, medical transport, or social activities. Over seven in ten would turn to senior centers (72%) or AARP (70%) for this type of information. Over half would look to local non-profit organizations (58%) or their local Area Agency on Aging (AAA) (47%) for information.

**Sources AARP Members in the Town of North Hempstead Would Turn to For Information on Older Adult Services*
(n=232)**

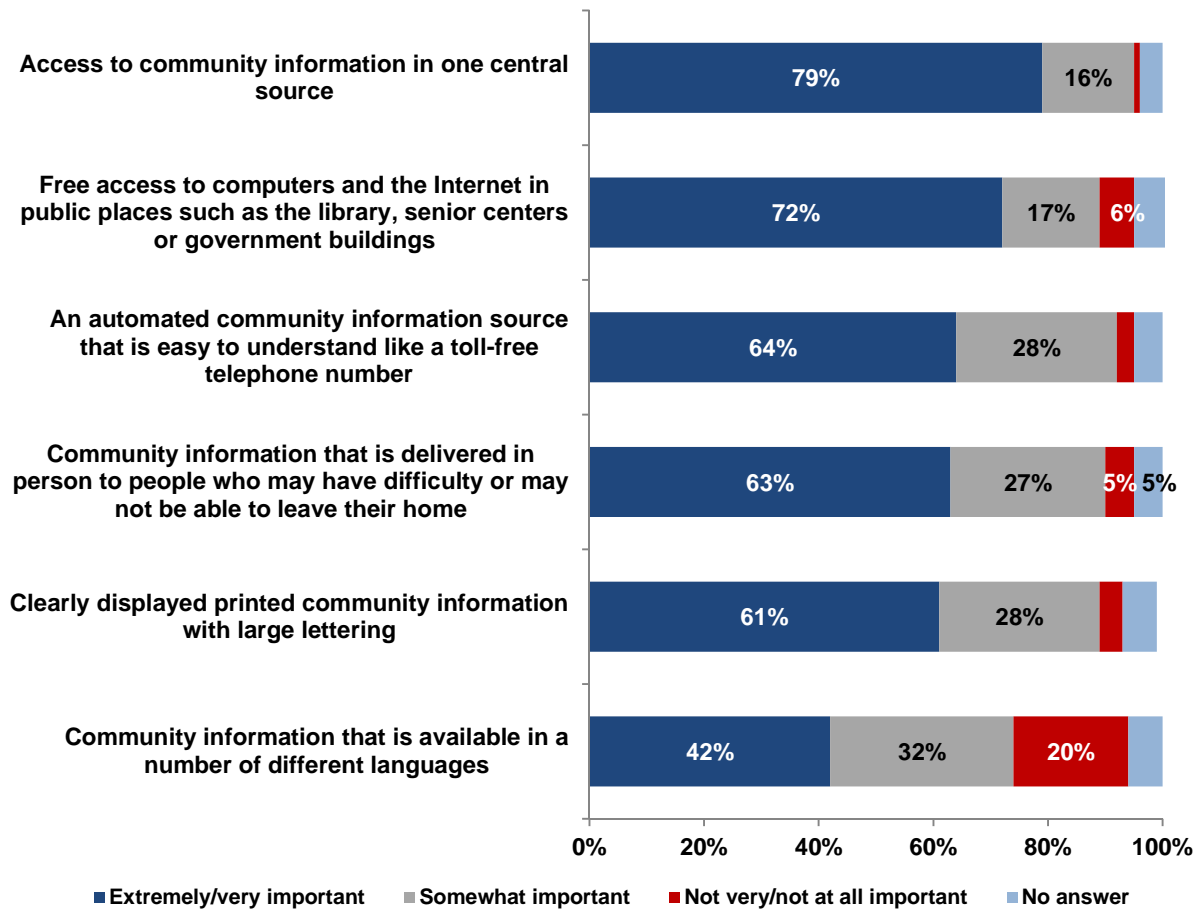


*Graph shows respondents who checked "yes" under each information source.

AARP members age 50-plus in the Town of North Hempstead say having access to community information in one centrally located source is important to have in their community.

Nearly eight in ten say it is extremely or very important to have community information in one centrally located source (79%), while just over seven in ten say having free access to computers and the Internet in places like the library, senior centers or government buildings (72%) is important. About three in five believe it is important to have an automated source for community that is easy to understand (64%), community information that is delivered in person to residents who may not be able to leave their home (63%), and printed information that is clearly displayed with large lettering (61%). Over two in five (42%) say having community information in several different languages is important.

Community Information Features of Importance to AARP Members in the Town of North Hempstead* (n=232)



*Percentages may not add up to 100 due to rounding. Percentages less than 5 percent are not shown.

Gaps in Community Features and Services

In order to identify the needs of 50-plus AARP members in the Town of North Hempstead survey respondents were asked how important the prior community features and services were to them. Then they were asked if these features and services existed in their community. These questions were then paired together to identify community needs or “gaps.” Pairing these questions allows us to look at “gaps” between the importance of a feature or service and its presence in the community. To compare these questions, respondents who said a feature or service is extremely, very, or somewhat important were aggregated and then compared to respondents who said the feature or service was present in their community. Survey respondents who said they were not sure if a feature or service was in their community were removed from this analysis.

The top community needs as defined by importance vs. presence gaps are concentrated in four key areas: outdoor spaces and buildings, job opportunities, housing, and community information.

If we examine individual items across all eight domains, the top needs, or gaps between importance and presence are in: outdoor spaces and buildings, job opportunities, housing, and community information with outdoor spaces and buildings, job opportunities, and community information taking three slots each among the top gaps. These are followed by two items for the housing domain.

The largest gaps or needs for 50-plus AARP members in North Hempstead are having separate pathways for bicyclists and pedestrians, a range of flexible job opportunities for older adults, affordable homes prices for adults of varying income levels, job training opportunities for older adults who want to learn new job skills within their job or get training in a different field of work, and jobs that are adapted to meet the needs of people with disabilities.

The Top Gaps in Which Features are Important Versus Which Ones Exist by Domain

Features in the Community (n=232)	Gap	Extremely, Very, or Somewhat Important	Yes, Characteristic or Service Exists	Domain
Separate pathways for bicyclists and pedestrians	-73.1%	86.5%	13.4%	Outdoor Spaces and Buildings
A range of flexible job opportunities for older adults	-58.3%	80.7%	22.3%	Job Opportunities
Affordable home prices for adults of varying income levels	-58.2%	82.3%	24.2%	Housing
Job training opportunities for older adults who want to learn new job skills within their job or get training in a different field of work	-58.1%	86.1%	28.0%	Job Opportunities
Jobs that are adapted to meet the needs of people with disabilities	-57.2%	84.4%	27.2%	Job Opportunities
Clearly displayed printed community information with large lettering	-52.5%	89.5%	37.1%	Community Information
Neighborhood watch programs	-46.6%	89.0%	42.4%	Outdoor Spaces and Buildings
Community information that is delivered in person to people who may have difficulty or may not be able to leave their home	-40.8%	89.3%	48.5%	Community Information
Well-maintained public restrooms that are accessible to people of different physical abilities	-39.1%	87.9%	48.8%	Outdoor Spaces and Buildings
An automated community information source that is easy to understand like a toll-free telephone number	-38.6%	92.2%	53.5%	Community Information
A home repair service for low-income and older adults that helps with things like roof or window repairs	-31.4%	81.3%	49.9%	Housing

Gap Analysis: Importance vs. Presence for Each Item within Each Domain

Housing Features in the Community (n=232)	Gap	Extremely, Very, or Somewhat Important	Yes, Characteristic or Service Exists
Affordable home prices for adults of varying income levels	-58.2%	82.3%	24.2%
A home repair service for low-income and older adults that helps with things like roof or window repairs	-31.4%	81.3%	49.9%
Homes that are equipped with things like no step entrance, wide doorways, grab bars in bathrooms, and first floor bedrooms and bathrooms	-20.2%	85.1%	65.0%
Seasonal services such as lawn work or snow removal for low-income and older adults	-14.8%	85.8%	71.0%
Home repair contractors who are trustworthy, do quality work and are affordable	-8.3%	95.3%	87.0%
Well-maintained homes and properties	3.1%	95.1%	98.2%

Outdoor Spaces and Buildings in the Community (n=232)	Gap	Extremely, Very, or Somewhat Important	Yes, Characteristic or Service Exists
Separate pathways for bicyclists and pedestrians	-73.1%	86.5%	13.4%
Neighborhood watch programs	-46.6%	89.0%	42.4%
Well-maintained public restrooms that are accessible to people of different physical abilities	-39.1%	87.9%	48.8%
Sidewalks that are in good condition, free from obstructions and are safe for pedestrian use and accessible for wheelchairs or other assistive mobility devices	-30.0%	94.0%	64.0%
Well-maintained and safe parks that are within walking distance of my home	-12.4%	91.4%	79.1%
Well-maintained public buildings and facilities that are accessible to people of different physical abilities	-8.2%	96.3%	88.1%

Transportation and Streets Features in the Community (n=232)	Gap	Extremely, Very, or Somewhat Important	Yes, Characteristic or Service Exists
Audio/visual pedestrian crossings	-29.7%	88.4%	58.7%
Accessible and convenient public transportation	-21.1%	93.9%	72.8%
Well-lit, safe streets and intersections for all users (pedestrians, bicyclists, drivers)	-15.6%	94.1%	78.5%
Affordable public transportation	14.7%	91.9%	77.3%
Well-maintained streets	-14.5%	96.6%	82.1%
Special transportation services for people with disabilities and older adults	-13.1%	95.6%	82.5%
Reliable public transportation	-10.6%	93.0%	82.4%
Easy to read traffic signs	-10.3%	95.0%	84.7%
Enforced speed limits	-10.1%	94.5%	84.4%
Driver education/refresher courses	-9.5%	89.6%	80.1%
Public parking lots, spaces and areas to park	-9.3%	94.6%	85.3%
Well-maintained public transportation vehicles	-8.9%	92.6%	83.7%
Affordable public parking	-8.7%	91.2%	82.4%
Safe public transportation stops or areas	-8.5%	92.6%	84.1%

Health and Wellness Features in the Community (n=232)	Gap	Extremely, Very, or Somewhat Important	Yes, Characteristic or Service Exists
Affordable home health care providers	-43.9%	97.6%	53.8%
Home care services including health, personal care and housekeeping	-28.3%	96.0%	67.7%
Well-trained certified home health care providers	-22.8%	96.8%	74.1%
An easy to navigate website that has information on local health and supportive services	-20.2%	91.1%	71.0%
A service that helps seniors find and access health and supportive services	-17.5%	96.1%	78.6%
Fitness activities specifically geared to older adults	-11.9%	93.3%	81.4%
Health and wellness programs and classes in areas such as nutrition, smoking cessation, and weight control	-10.7%	90.5%	79.9%
Conveniently located health and social services	-9.1%	95.4%	86.3%
Conveniently located emergency care centers	-8.7%	96.3%	87.5%
Well-maintained hospitals and health care facilities	-2.6%	97.8%	95.3%

Social Participation, Inclusion, and Education Opportunities in the Community (n=232)	Gap	Extremely, Very, or Somewhat Important	Yes, Characteristic or Service Exists
Activities that are affordable to all residents	-21.6%	96.1%	74.5%
Activities that offer senior discounts	-10.1%	95.3%	85.2%
Accurate and widely publicized information about social activities	-8.3%	93.0%	84.7%
Activities specifically geared to older adults	-6.0%	94.0%	88.0%
Activities that involve both younger and older people	-5.7%	89.1%	83.5%
Local schools that involve older adults in events and activities	-5.5%	87.6%	82.1%
A variety of cultural activities for diverse populations	-3.4%	87.1%	83.8%
Social clubs such as book, gardening, craft or hobbies	-1.5%	93.0%	91.5%
Conveniently located venues for entertainment	-1.3%	92.2%	90.9%
Continuing education classes	-0.8%	92.6%	91.8%

Volunteering and Civic Engagement in the Community (n=232)	Gap	Extremely, Very, or Somewhat Important	Yes, Characteristic or Service Exists
Transportation to and from volunteer activities for those who need it	-34.0%	91.0%	57.0%
An easy to navigate website that shows available local volunteer opportunities	-33.1%	85.8%	52.7%
Volunteer training opportunities to help people perform better in their volunteer roles	-30.7%	89.8%	59.0%
Opportunities for older adults to participate in decision making bodies such as community councils or committees	-14.1%	92.2%	78.1%
A range of volunteer activities to choose from	-14.0%	93.0%	79.0%

Job Opportunities in the Community (n=232)	Gap	Extremely, Very, or Somewhat Important	Yes, Characteristic or Service Exists
A range of flexible job opportunities for older adults	-58.3%	80.7%	22.3%
Job training opportunities for older adults who want to learn new job skills within their job or get training in a different field of work	-58.1%	86.1%	28.0%
Jobs that are adapted to meet the needs of people with disabilities	-57.2%	84.4%	27.2%

Community Information (n=232)	Gap	Extremely, Very, or Somewhat Important	Yes, Characteristic or Service Exists
Clearly displayed printed community information with large lettering	-52.5%	89.5%	37.1%
Community information that is delivered in person to people who may have difficulty or may not be able to leave their home	-40.8%	89.3%	48.5%
An automated community information source that is easy to understand like a toll-free telephone number	-38.6%	92.2%	53.5%
Access to community information in one central source	-33.2%	94.4%	61.2%
Community information that is available in a number of different languages	-24.1%	73.7%	49.6%
Free access to computers and Internet in public places such as library, senior centers or government buildings	1.8%	88.5%	90.3%

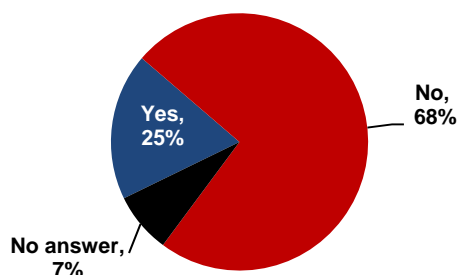
Caregiving

Many 50-plus AARP members in the Town of North Hempstead are caregivers or have been caregivers in the past.

An informal caregiver can be anyone who provides unpaid care for a relative, friend, spouse, companion, or partner 18 years or older who is ill, frail, elderly, or has a physical or mental disability. Unpaid care may include assisting with personal needs, household chores, meals, shopping or transportation, financial or medical management, arranging for outside services, or a variety of other tasks. The care recipient may live with the caregiver or somewhere else.

Almost one in five says they are *currently* (17%) providing care for a relative, friend, spouse, companion, or partner 18 years or older who is ill, frail, elderly, or has a physical or mental disability or *has provided* (9%) this type of care for someone in the past. On the other hand, over two-thirds (68%) say they are not providing care for anyone or have not provided care in the past.

Providing/Provided Unpaid Caregiving Services Among AARP Members in the Town of North Hempstead (n=232)



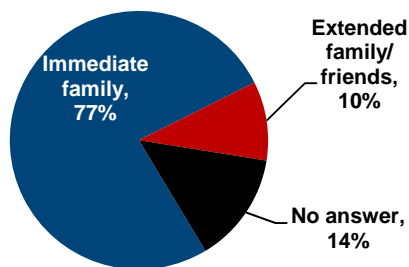
Nearly seven in ten 50-plus AARP members in the Town of North Hempstead provide or have provided unpaid caregiving services for their immediate family members.

Of those who identify themselves as current or former caregivers, most (77%) provide care to an immediate family member. Over one-third provides or has provided care for their parents (38%), while one-fourth cares or has cared for their spouse or partner (26%). About one in ten provides care or has provided care for a sibling (9%). Fewer provide or have provided care for a friend or neighbor (6%), another family member (4%), their son or daughter (3%), or for an in-law (2%).

Further, nearly half (45%) of 50-plus AARP members in the Town of North Hempstead say the person they are providing or have provided care for currently lives or lived with them.

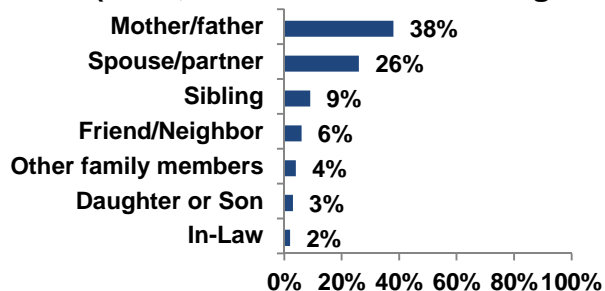
Relationship of Care Recipient to Caregiver Among Caregivers in the Town of North Hempstead*

(n=59, current or former caregivers)



Relationship of Care Recipient to Caregiver Among Caregivers in the Town of North Hempstead

(n=59, current or former caregivers)



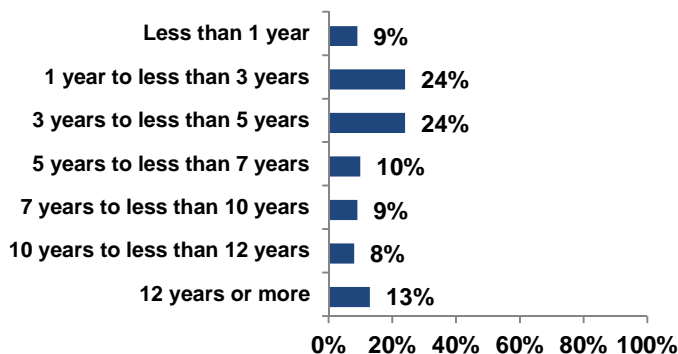
*Percentages may not add up to 100 due to rounding.

Many 50-plus AARP members in the Town of North Hempstead have been caregivers for at least three years and spend or have spent more than twenty hours per week providing this care.

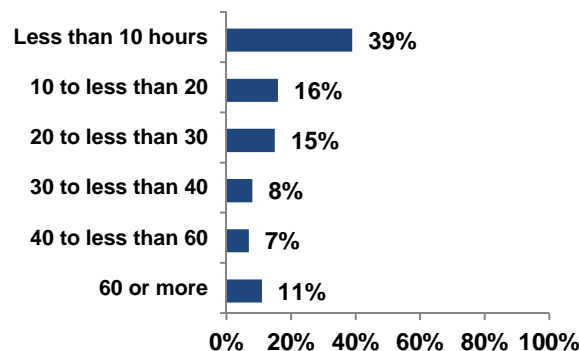
Nearly two-thirds (65%) say they have been providing or provided care for at least three years, and of these caregivers one in five (21%) has been providing or provided care for over 10 years. Nearly half (48%) have been providing care or have provided care for at least one year but less than five years, and fewer (9%) have been providing or provided care for less than a year.

Four in ten (41%) spend or have spent over 20 hours per week on caregiving activities, and of these caregivers over one in six (17%) provides or has provided care for 40 hours per week or more. About one in six (16%) provides or has provided care for at least 10 but less than 20 hours per week, and four in ten (39%) spends or has spent less than 10 hours per week on caregiving tasks.

Length of Time North Hempstead Members Have Been Caregivers
(n=59, current or former caregivers)



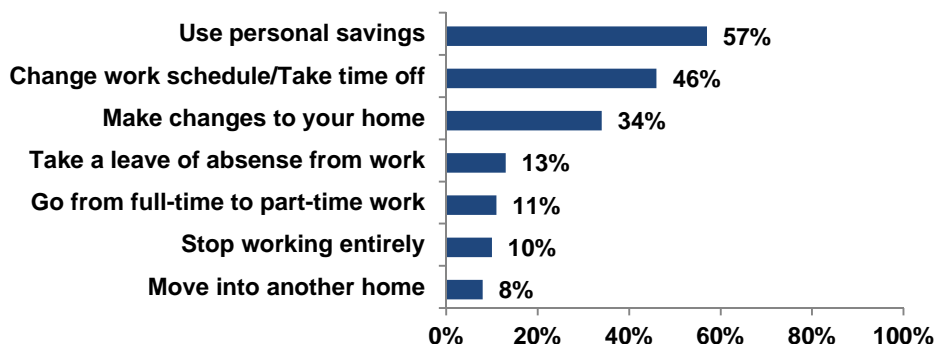
Number of Hours Per Week North Hempstead Members Spend Providing Caregiving Services
(n=59, current or former caregivers)



Many 50-plus AARP members in the Town of North Hempstead have had to use their personal savings, make changes in their jobs, or modify their homes in order to provide caregiving for family and friends.

Nearly three in five 50-plus AARP members in the Town of North Hempstead had to use their personal savings (57%) to be able to provide for family and friends. Over two in five say they had to change their work schedule or take time off (46%), while another one in eight had to take a leave of absence from work (13%) and one in ten had to go from working full-time to part time (11%) or stop working entirely (10%) in order to provide care. Over one-third (34%) had to make changes to their home and eight percent have had to move into another home to better accommodate caregiving recipients.

Actions AARP Members in the Town of North Hempstead Have Had to Take Due to Caregiving Responsibilities
(n=59, current or former caregivers)

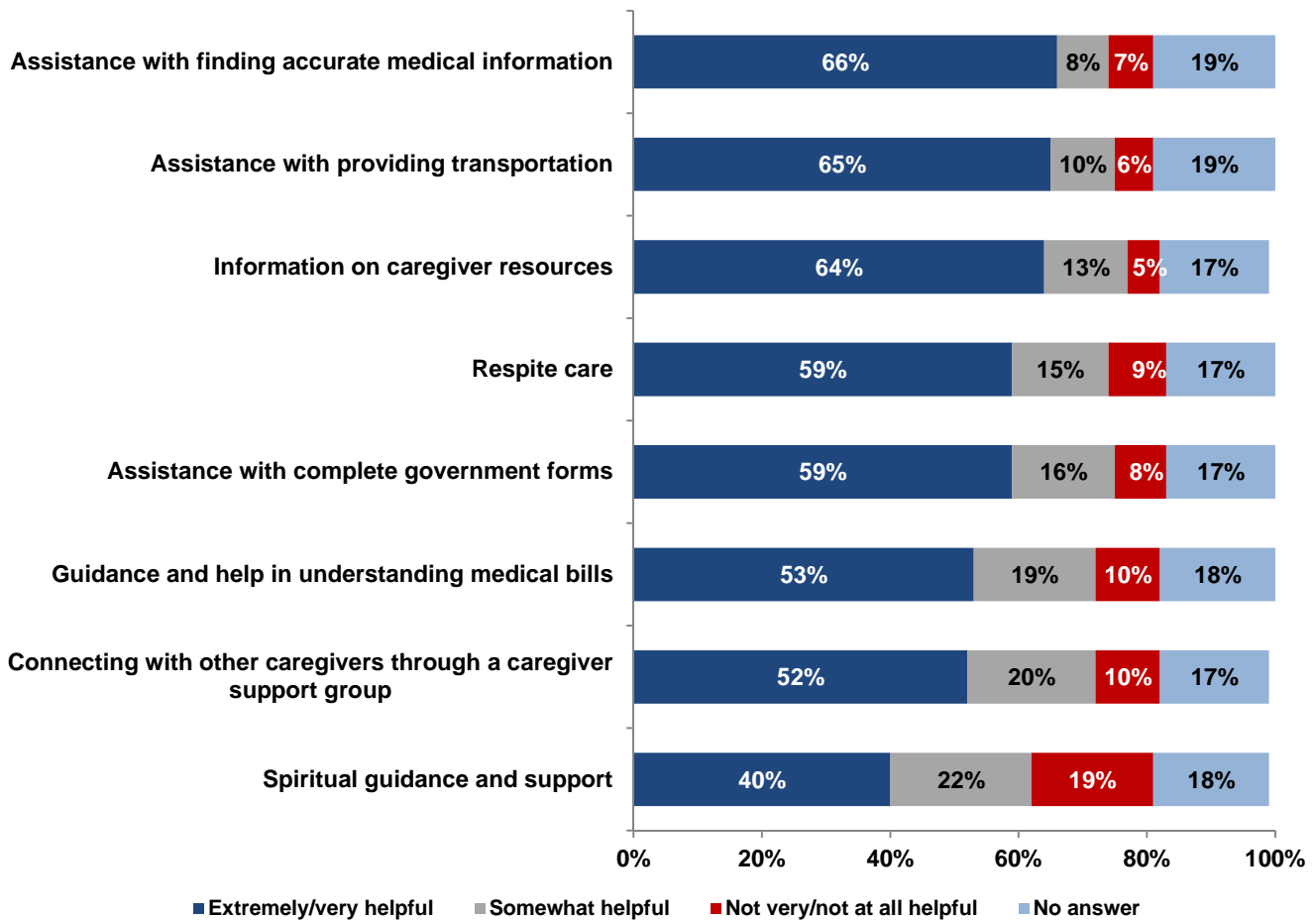


*Graph shows respondents who checked "yes" under each action.

AARP members age 50-plus in the Town of North Hempstead say the most helpful caregiver resources are getting help with finding medical information, providing transportation, and finding information on available caregiving resources.

The most helpful types of caregiver support for 50-plus AARP members in the Town of North Hempstead would be getting help finding accurate medical information (66%), assistance with providing transportation (65%), and getting information on community caregiver resources (64%). Other types of support these members would also find extremely or very helpful would be getting respite care (59%) and assistance with completing government forms and applications (59%). About half say that guidance and help in understanding medical bills (53%) and connecting with other caregivers through a caregiver support group (52%) would be extremely or very helpful caregiver resources. Two in five believe getting spiritual guidance and support (40%) would be extremely or very helpful.

Helpfulness of Caregiver Resources Among AARP Members in the Town of North Hempstead (n=232)

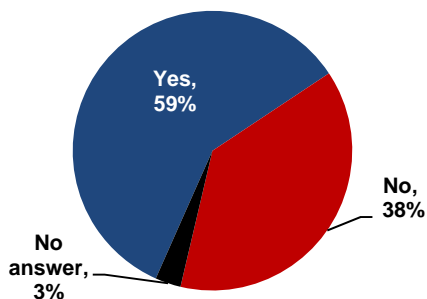


*Percentages may not add up to 100 due to rounding.

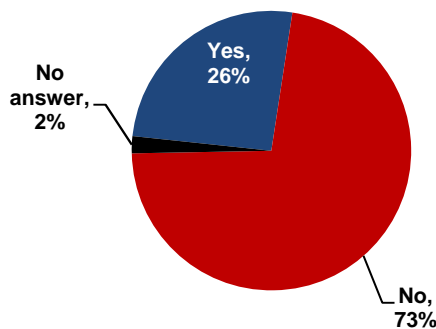
Over half of 50-plus AARP members in the Town of North Hempstead are grandparents and would find information on fun things to do with grandchildren the most helpful grandparenting resource.

About three in five (59%) 50-plus AARP members in the Town of North Hempstead have grandchildren, great grandchildren, or step grandchildren. Grandparents tend to be older and retired. Over a quarter (26%) of these grandparents helps with the day-to-day responsibilities of caring for their grandchildren.

Grandparent Status of AARP Members in the Town of North Hempstead (n=232)



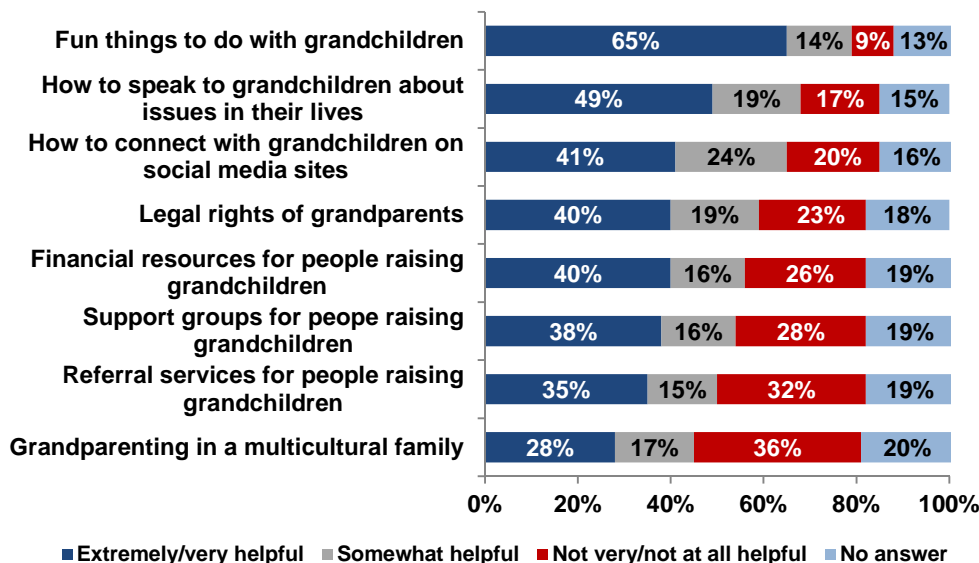
Help with Day-to-Day Responsibilities Of Caring for Grandchildren* (n=136, grandparents)



*Percentages may not add up to 100 due to rounding.

The most helpful type of grandparenting resource for 50-plus AARP members in the Town of North Hempstead would be information on fun things to do with grandchildren (65%). At least two in five would also find information on how to talk with grandchildren about issues in their lives (49%), how to connect with grandchildren via social media (41%), legal rights for grandparents (40%), and information on financial resources for those raising grandchildren (40%) helpful. Over a third would find support groups for people raising grandchildren (38%) and grandparenting referral services (35%) extremely or very helpful. Almost three in ten says it would be extremely or very helpful to have information on grandparenting in a multicultural family (28%).

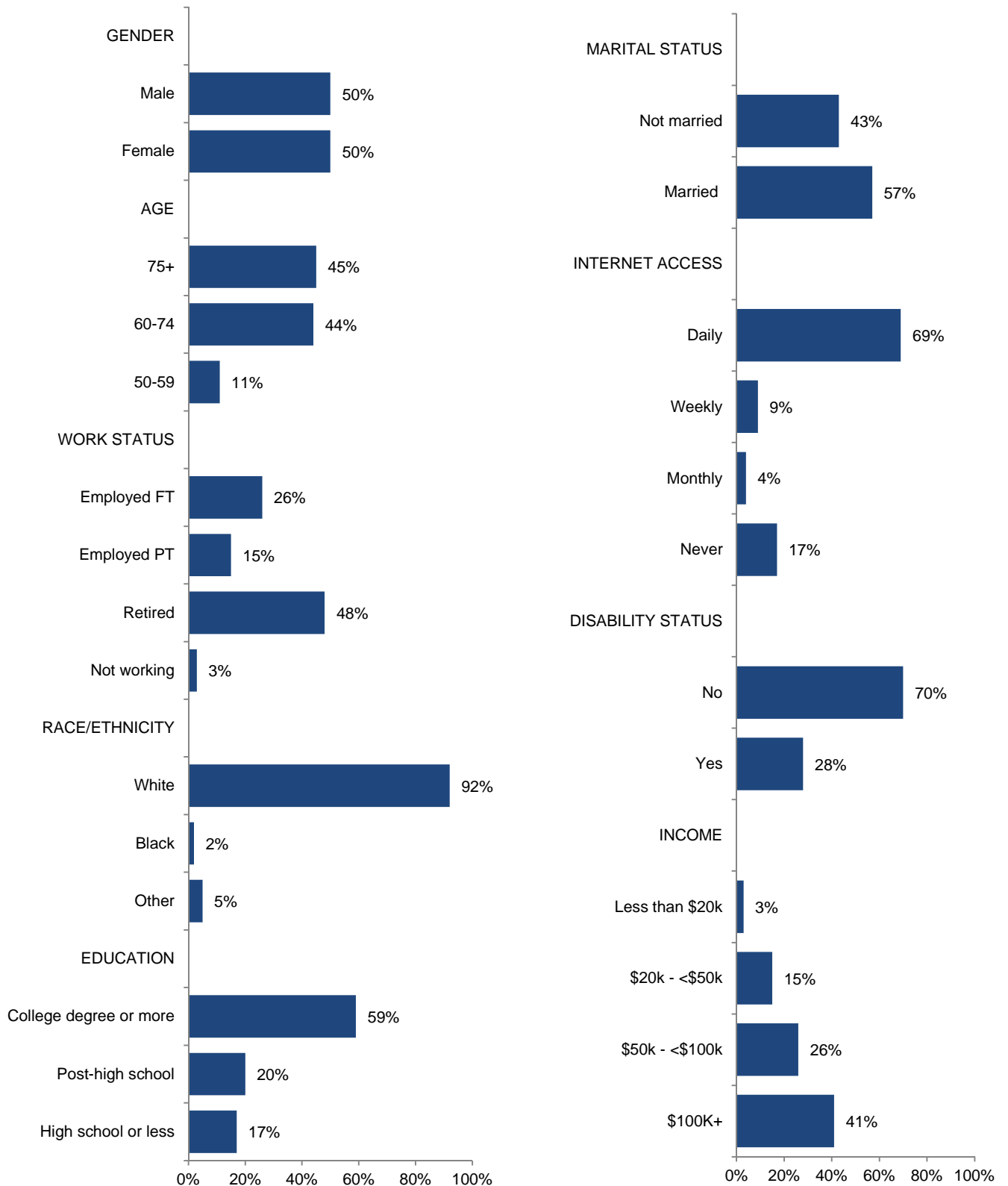
Helpfulness of Grandparenting Resources Among AARP Members In the Town of North Hempstead (n=232)



*Percentages may not add up to 100 due to rounding.

Demographic Profile of Respondents

(n=232)



Survey Annotation

2014 AARP Community Survey of AARP Members in the Town of North Hempstead, New York

North Hempstead Respondents: Weighted n=232

Your Community

1. How would you rate your community as a place for people to live as they age? (This would be the geographical location where your home is located. A community can be located within a city or town or county.)

25%	Excellent
46%	Very good
18%	Good
7%	Fair
3%	Poor
2%	No Answer

2. What is the name of your community?

3. What is your 5-digit North Hempstead ZIP code?

4. How long have you lived in this community?

8%	Less than 5 years
15%	5 years but less than 15 years
13%	15 years but less than 25 years
12%	25 years but less than 35
20%	35 years but less than 45
31%	45 years or more
1%	No Answer

5. How long have you lived in the Town of North Hempstead?

3%	Less than 5 years
7%	5 years but less than 15 years
8%	15 years but less than 25 years
13%	25 years but less than 35
22%	35 years but less than 45
46%	45 years or more
1%	No Answer

6. Some people reside in places outside of North Hempstead for part of the year. Which of the following describes how you reside in the Town of North Hempstead? [CHECK ONLY ONE]

- 88% Year round, do not reside anywhere outside of North Hempstead
- 11% Seasonally, reside outside of North Hempstead during Winter, Spring, Summer, or Fall on a regular basis
- 1% No Answer

7. Thinking about your retirement years when you do not work, how likely is it that you will move to a different home in the Town of North Hempstead?

- 4% Extremely likely
- 6% Very likely
- 10% Somewhat likely
- 29% Not very likely
- 40% Not at all likely
- 8% Not sure
- 3% No Answer

8. Thinking about your retirement years when you do not work, how likely is it that you will move to a different home outside of North Hempstead?

- 7% Extremely likely
- 10% Very likely
- 13% Somewhat likely
- 26% Not very likely
- 33% Not at all likely
- 9% Not sure
- 3% No Answer

9. If you were to consider moving out of North Hempstead during your retirement when you do not work, would the following factors impact your decision to move?

	Yes	No	Not sure	No Answer
a. Looking for a different home size that meets my needs	48%	28%	7%	17%
b. Maintaining my current home will be too expensive	44%	30%	10%	16%
c. Fearing for my personal safety or security concerns.....	13%	64%	6%	17%
d. Looking for a home that will help me live independently as I age ...	47%	31%	6%	16%
e. Wanting to move to an area that has better health care facilities...	11%	61%	10%	18%
f. Wanting to be closer to family.....	36%	42%	8%	14%
g. Needing more access to public transportation	17%	58%	8%	16%
h. Wanting to live in a different climate	34%	35%	13%	18%
i. Looking for an area that has a lower cost of living	45%	23%	11%	21%
j. Other: (Please specify):	12%	1%	1%	87%

10. How important is it for you to remain in your community as you age?

- 22% Extremely important
- 28% Very important
- 32% Somewhat important
- 10% Not very important
- 5% Not at all important
- 3% No Answer

Housing

11. Do you own or rent your primary home or do you have some other type of living arrangement like living with a family member or friend?

- 85% Own
- 8% Rent
- 5% Other type of living arrangement
- 2% No Answer

12. What type of home is your primary home?

- 65% Single family home
- <0.5% Mobile home
- 7% Apartment
- 21% Condominium or co-op
- 5% Other: (Please specify):
- 2% No Answer

13. How important is it for you to be able to live independently in your own home as you age?

- 55% Extremely important
- 33% Very important
- 9% Somewhat important
- 1% Not very important
- <0.5% Not at all important
- 2% No Answer

14. People sometimes make modifications to their home to allow them to stay there as they age. Do you think you will need to make the following types of modifications or improvements to your home to enable you to stay there as you age?

	Yes	No	Not sure	No Answer
a. Better cooling or heating	10%	73%	4%	12%
b. Easier access into or within your home such as a ramp, chairlift or elevator, or wider doorways	19%	56%	15%	10%
c. Bathroom modifications such as grab bars, handrails, high toilet or non-slip tile	37%	41%	14%	8%
d. Putting a bedroom, bathroom and kitchen on the first floor...	15%	64%	10%	11%
e. Improving lighting	15%	65%	7%	13%
f. Installing a medical emergency response system that notifies others in case of emergency	33%	33%	20%	15%
g. Other: (Please specify):	6%	<0.5%	<0.5%	94%

15. How important do you think it is to have the following in your community?

	Extremely important	Very important	Somewhat important	Not very important	Not at all important	No Answer
a. Home repair contractors who are trustworthy, do quality work and are affordable	62%	28%	5%	<0.5%	1%	4%
b. Well-maintained homes and properties	53%	36%	6%	<0.5%	<0.5%	5%
c. A home repair service for low-income and older adults that helps with things like roof or window repairs	34%	32%	16%	8%	5%	6%
d. Seasonal services such as lawn work or snow removal for low-income and older adults	40%	34%	12%	3%	5%	6%
e. Affordable home prices for adults of varying income levels	36%	28%	19%	5%	4%	8%
f. Homes that are equipped with things like a no step entrance, wider doorways, grab bars in bathrooms, and first floor bedrooms and bathrooms	36%	33%	17%	6%	3%	6%

16. Does the community where you live have the following?

	Yes	No	Not sure	No Answer
a. Home repair contractors who are trustworthy, do quality work and are affordable	57%	9%	29%	5%
b. Well-maintained homes and properties	92%	2%	3%	3%
c. A home repair service for low-income and older adults that helps with things like roof or window repairs	22%	22%	52%	5%
d. Seasonal services such as lawn work or snow removal for low-income and older adults	43%	18%	35%	5%
e. Affordable home prices for adults of varying income levels ...	15%	47%	32%	6%
f. Homes that are equipped with things like a no step entrance, wider doorways, grab bars in bathrooms, and first floor bedrooms and bathrooms.....	30%	16%	49%	4%

Outdoor Spaces and Buildings

17. How important do you think it is to have the following in your community?

	Extremely important	Very important	Somewhat important	Not very important	Not at all important	No Answer
a. Well-maintained and safe parks that are within walking distance of my home.....	33%	31%	28%	6%	1%	2%
b. Sidewalks that are in good condition, free from obstruction and are safe for pedestrian use and accessible for wheelchairs or other assistive mobility devices	54%	31%	9%	3%	1%	2%
c. Well-maintained public buildings and facilities that are accessible to people of different physical abilities	49%	39%	9%	1%	<0.5%	2%
d. Separate pathways for bicyclists and pedestrians	35%	28%	24%	9%	2%	3%
e. Well maintained public restrooms that are accessible to people of different physical abilities.....	42%	28%	18%	7%	3%	3%
f. Neighborhood watch programs	33%	30%	26%	5%	3%	3%

18. Does the community where you live have the following?

	Yes	No	Not sure	No Answer
a. Well-maintained and safe parks that are within walking distance of my home.....	73%	19%	6%	2%
b. Sidewalks that are in good condition, free from obstruction and are safe for pedestrian use and accessible for wheelchairs or other assistive mobility devices	57%	32%	7%	4%
c. Well-maintained public buildings and facilities that are accessible to people of different physical abilities	66%	9%	22%	4%
d. Separate pathways for bicyclists and pedestrians.....	11%	68%	18%	3%
e. Well maintained public restrooms that are accessible to people of different physical abilities.....	32%	33%	31%	3%
f. Neighborhood watch programs	25%	34%	37%	3%

Transportation and Streets

19. Do you get around for things like shopping, visiting the doctor, running errands, or going to other places in the following ways?

	Yes	No	No Answer
a. Drive yourself.....	90%	7%	3%
b. Have others drive you.....	19%	68%	13%
c. Walk	46%	42%	12%
d. Ride a bike	12%	73%	15%
e. Use public transportation	16%	69%	15%
f. Take a taxi/cab.....	26%	60%	15%
g. Use a special transportation service, such as one for seniors or persons with disabilities.....	5%	78%	17%
h. Other: (Please specify):	3%	2%	96%

20. How important do you think it is to have the following in your community?

	Extremely important	Very important	Somewhat important	Not very important	Not at all important	No Answer
a. Accessible and convenient public transportation.....	38%	39%	17%	1%	1%	3%
b. Affordable public transportation	38%	41%	13%	4%	<0.5%	4%
c. Well-maintained public transportation vehicles	38%	43%	11%	4%	<0.5%	3%
d. Reliable public transportation	41%	42%	11%	3%	<0.5%	4%
e. Safe public transportation stops or areas.....	44%	38%	10%	3%	<0.5%	5%
f. Special transportation services for people with disabilities and older adults	47%	37%	12%	1%	<0.5%	3%
g. Well-maintained streets	57%	35%	4%	<0.5%	<0.5%	3%
h. Easy to read traffic signs	58%	33%	4%	2%	<0.5%	3%
i. Enforced speed limits.....	47%	34%	14%	2%	<0.5%	4%
j. Public parking lots, spaces and areas to park	53%	31%	10%	2%	1%	3%
k. Affordable public parking	52%	31%	8%	4%	2%	4%
l. Well-lit, safe streets and intersections for all users (pedestrians, bicyclists, drivers)	59%	31%	4%	1%	1%	4%
m. Audio/visual pedestrian crossings	42%	29%	18%	6%	1%	5%
n. Driver education/refresher courses.....	34%	28%	28%	5%	2%	3%

21. Does the community where you live have the following?

	Yes	No	Not sure	No Answer
a. Accessible and convenient public transportation.....	59%	22%	15%	4%
b. Affordable public transportation	55%	16%	24%	5%
c. Well-maintained public transportation vehicles	53%	10%	31%	5%
d. Reliable public transportation	55%	12%	29%	5%
e. Safe public transportation stops or areas.....	55%	10%	28%	7%
f. Special transportation services for people with disabilities and older adults	53%	11%	31%	5%
g. Well-maintained streets	74%	16%	6%	5%
h. Easy to read traffic signs	76%	14%	5%	5%
i. Enforced speed limits.....	67%	13%	14%	5%
j. Public parking lots, spaces and areas to park	73%	13%	11%	4%
k. Affordable public parking.....	67%	14%	14%	5%
l. Well-lit, safe streets and intersections for all users (pedestrians, bicyclists, drivers).....	62%	17%	17%	4%
m. Audio/visual pedestrian crossings	42%	29%	23%	6%
n. Driver education/refresher courses.....	54%	14%	27%	5%

Health and Wellness

22. In general, when compared to most people your age, how would you rate your health?

29%	Excellent
38%	Very good
23%	Good
7%	Fair
3%	Poor
1%	No Answer

23. How often do you engage in some form of physical exercise (such as walking, running, biking, swimming, sports, strength training, yoga, stretching)?

21%	Everyday
46%	Several times a week, but not everyday
13%	About once a week
4%	About once every other week
3%	About once a month
6%	Less than once a month
6%	Never
1%	No Answer

24. How important is it to you to remain physically active for as long as possible?

72%	Extremely important
22%	Very important
4%	Somewhat important
<0.5%	Not very important
<0.5%	Not at all important
2%	No Answer

25. How important do you think it is to have the following in your community?

	Extremely important	Very important	Somewhat important	Not very important	Not at all important	No Answer
a. Health and wellness programs and classes in areas such as nutrition, smoking cessation, and weight control.	30%	39%	22%	3%	2%	4%
b. Fitness activities specifically geared to older adults	36%	41%	17%	3%	1%	3%
c. Conveniently located health and social services.....	41%	40%	15%	1%	<0.5%	3%
d. A service that helps seniors find and access health and supportive services..	40%	42%	15%	2%	<0.5%	2%
e. Conveniently located emergency care centers.....	53%	37%	7%	<0.5%	<0.5%	2%
f. An easy to navigate website that has information on local health and supportive services.....	33%	39%	19%	2%	<0.5%	6%
g. Home care services including health, personal care and housekeeping	40%	42%	15%	1%	<0.5%	3%
h. Well-trained certified home health care providers	47%	39%	11%	<0.5%	<0.5%	3%
i. Affordable home health care providers	51%	37%	9%	1%	<0.5%	2%
J. Well-maintained hospitals and health care facilities	72%	25%	2%	<0.5%	<0.5%	2%

26. Does the community where you live have the following?

	Yes	No	Not sure	No Answer
a. Health and wellness programs and classes in areas such as nutrition, smoking cessation, and weight control	48%	12%	37%	3%
b. Fitness activities specifically geared to older adults.....	52%	12%	33%	3%
c. Conveniently located health and social services	62%	10%	27%	2%
d. A service that helps seniors find and access health and supportive services	44%	12%	41%	3%
e. Conveniently located emergency care centers.....	70%	10%	17%	3%
f. An easy to navigate website that has information on local health and supportive services	29%	12%	55%	4%
g. Home care services including health, personal care and housekeeping	33%	16%	47%	4%
h. Well-trained certified home health care providers	32%	11%	51%	5%
i. Affordable home health care providers.....	22%	19%	54%	5%
j. Well-maintained hospitals and health care facilities.....	87%	4%	7%	2%

Social Participation, Inclusion and Education Opportunities

27. About how frequently do you interact with your friends, family or neighbors in your community? This interaction could be by phone, in person, email, or social media like Facebook.

44%	More than once a day
16%	About once a day
29%	Several times a week
5%	Once a week
1%	Once every 2 or 3 weeks
1%	Once a month
2%	Less than monthly
<0.5%	Never
3%	No Answer

28. Where do you typically go for continuing education or self-improvement classes/workshops in your community? [CHECK ALL THAT APPLY]

15%	University/Community College
11%	Department of Parks and Recreation
17%	Faith community
12%	Local organizations or businesses
24%	Community/Adult/Senior center
13%	Offerings through my work
14%	Online programs
10%	Other
39%	I do NOT participate in any continuing education/self-improvement classes
1%	No Answer

29. How important do you think it is to have the following in your community?

	Extremely important	Very important	Somewhat important	Not very important	Not at all important	No Answer
a. Conveniently located venues for entertainment	27%	45%	20%	5%	<0.5%	2%
b. Activities specifically geared to older adults	28%	42%	24%	4%	<0.5%	1%
c. Activities that offer senior discounts.....	34%	47%	14%	3%	<0.5%	1%
d. Activities that are affordable to all residents	38%	45%	13%	1%	1%	2%
e. Activities that involve both younger and older people	33%	40%	16%	8%	2%	2%
f. Accurate and widely publicized information about social activities	35%	40%	18%	3%	2%	2%
g. A variety of cultural activities for diverse populations	30%	38%	20%	7%	3%	10%
h. Local schools that involve older adults in events and activities	25%	35%	28%	8%	3%	2%
i. Continuing education classes	30%	41%	22%	4%	2%	2%
j. Social clubs such as book, gardening, craft or hobbies	28%	39%	27%	4%	2%	2%

30. Does the community where you live have the following?

	Yes	No	Not sure	No Answer
a. Conveniently located venues for entertainment.....	77%	8%	13%	2%
b. Activities specifically geared to older adults.....	66%	9%	23%	3%
c. Activities that offer senior discounts	57%	10%	29%	4%
d. Activities that are affordable to all residents	43%	15%	39%	3%
e. Activities that involve both younger and older people	51%	10%	35%	4%
f. Accurate and widely publicized information about social activities	59%	11%	26%	4%
g. A variety of cultural activities for diverse populations	52%	10%	34%	4%
h. Local schools that involve older adults in events and activities .	45%	10%	42%	3%
i. Continuing education classes.....	75%	7%	15%	4%
j. Social clubs such as book, gardening, craft or hobbies.....	65%	6%	26%	3%

Volunteering and Civic Engagement

31. How important do you think it is to have the following in your community?

	Extremely important	Very important	Somewhat important	Not very important	Not at all important	No Answer
a. A range of volunteer activities to choose from.....	24%	35%	34%	4%	1%	2%
b. Volunteer training opportunities to help people perform better in their volunteer roles	21%	36%	32%	5%	2%	3%
c. Opportunities for older adults to participate in decision making bodies such as community councils or committees.....	26%	41%	26%	3%	2%	3%
d. An easy to navigate website that shows available local volunteer opportunities ...	22%	38%	26%	6%	3%	6%
e. Transportation to and from volunteer activities for those who need it.....	31%	39%	22%	3%	3%	3%

32. Does the community where you live have the following?

	Yes	No	Not sure	No Answer
a. A range of volunteer activities to choose from.....	41%	11%	44%	5%
b. Volunteer training opportunities to help people perform better in their volunteer roles	19%	13%	63%	5%
c. Opportunities for older adults to participate in decision making bodies such as community councils or committees	35%	10%	51%	5%
d. An easy to navigate website that shows available local volunteer opportunities.....	17%	15%	61%	7%
e. Transportation to and from volunteer activities for those who need it	20%	15%	61%	5%

Job Opportunities

33. Which of the following best describes your current employment status?

- 9% Self-employed, part-time → **GO TO Question 34**
- 6% Self-employed, full-time → **GO TO Question 34**
- 7% Employed, part-time → **GO TO Question 34**
- 20% Employed, full-time → **GO TO Question 34**
- 1% Unemployed, but looking for work → **GO TO Question 34**
- 48% Retired, not working at all → **GO TO Question 35**
- 3% Not in labor force for other reasons → **GO TO Question 35**
- 7% No Answer

34. How likely is it that you will put off full retirement and work as long as possible? Weighted n = 97

- 47% Extremely likely
- 24% Very likely
- 14% Somewhat likely
- 11% Not very likely
- 1% Not at all likely
- 1% Not sure
- 3% No Answer

35. How important do you think it is to have the following in your community?

	Extremely important	Very important	Somewhat important	Not very important	Not at all important	No Answer
a. A range of flexible job opportunities for older adults	26%	32%	23%	6%	7%	7%
b. Job training opportunities for older adults who want to learn new job skills within their job or get training in a different field of work.....	24%	37%	25%	7%	3%	4%
c. Jobs that are adapted to meet the needs of people with disabilities	29%	38%	18%	8%	2%	5%

36. Does the community where you live have the following?

	Yes	No	Not sure	No Answer
a. A range of flexible job opportunities for older adults	7%	25%	63%	5%
b. Job training opportunities for older adults who want to learn new job skills within their job or get training in a different field of work...	8%	21%	66%	4%
c. Jobs that are adapted to meet the needs of people with disabilities	7%	19%	70%	4%

Community Information

37. Would you turn to the following resources if you, a family member or friend needed information about services for older adults such as caregiving services, home delivered meals, home repair, medical transport, or social activities?

	Yes	No	No Answer
a. AARP	70%	19%	12%
b. Local Area Agency on Aging (AAA)	47%	36%	17%
c. Local senior centers.....	72%	13%	14%
d. Local nonprofit organizations	58%	25%	17%
e. Family, friends or neighbors.....	87%	5%	9%

38. How important do you think it is to have the following in your community?

	Extremely important	Very important	Somewhat important	Not very important	Not at all important	No Answer
a. Access to community information in one central source.....	28%	51%	16%	1%	<0.5%	4%
b. Clearly displayed printed community information with large lettering.....	22%	39%	28%	4%	<0.5%	6%
c. An automated community information source that is easy to understand like a toll-free telephone number	26%	38%	28%	3%	<0.5%	5%
d. Free access to computers and the Internet in public places such as the library, senior centers or government buildings	29%	43%	17%	4%	1%	6%
e. Community information that is delivered in person to people who may have difficulty or may not be able to leave their home.....	25%	38%	27%	3%	3%	5%
f. Community information that is available in number of different languages	18%	24%	32%	11%	10%	6%

39. Does the community where you live have the following?

	Yes	No	Not sure	No Answer
a. Access to community information in one central source	29%	18%	48%	5%
b. Clearly displayed printed community information with large lettering.....	16%	26%	51%	7%
c. An automated community information source that is easy to understand like a toll-free telephone number	22%	19%	53%	6%
d. Free access to computers and the Internet in public places such as the library, senior centers or government buildings.....	66%	7%	22%	5%
e. Community information that is delivered in person to people who may have difficulty or may not be able to leave their home	15%	16%	64%	6%
f. Community information that is available in a number of different languages	15%	15%	64%	6%

Your Family

40. A caregiver can be anyone who provides unpaid care for a relative, friend, spouse, companion, or partner 18 years or older who is ill, frail, elderly, or has a physical or mental disability. Unpaid care may include assisting with personal needs, household chores, meals, shopping, transportation, financial or medical management, arranging for outside services, or a variety of other tasks. The person you provide care for may live with you or somewhere else.

Are you currently providing unpaid assistance, or have you provided unpaid assistance in the past two years, to care for a relative, friend, spouse, companion, or partner 18 years or older who is ill, frail, elderly, or has a physical or mental disability?

- 17% Yes, I am currently providing care for someone → **GO TO Question 41**
- 9% Yes, I have provided care for someone in the past 2 years → **GO TO Question 41**
- 68% No → **GO TO Question 46**
- 7% No Answer

41. Thinking about your most recent caregiving experience with a family member or friend, what is the care recipient's relationship to you? If you are a former caregiver, what was the care recipient's relationship to you? Weighted n = 137

- 26% Spouse or Partner
- 38% Mother or Father
- 2% Mother-in-law or Father-in-law
- 9% Sister or Brother
- 3% Daughter or Son
- 4% Other Family Member
- 6% Friend or Neighbor
- 14% No Answer

42. Still thinking about the person you most recently provided care for, does the care recipient live with you? If you are a former caregiver, did the person you provided care for live with you? Weighted n = 137

- 45% Yes
- 51% No
- 4%- No Answer

43. How long have you been providing care for this person? If you are a former caregiver, how long did you provide care for this person? Weighted n = 137

2%	Less than 1 month
6%	1 month but less than 3 months
2%	3 months but less than 5 months
<0.5%	5 months but less than 7 months
<0.5%	7 months but less than 10 months
<0.5%	10 months but less than 1 year
24%	1 year but less than 3 years
24%	3 years but less than 5 years
10%	5 years but less than 7 years
9%	7 years but less than 10 years
8%	10 years but less than 12 years
13%	12 years or more
2%	No Answer

44. Considering all types of care you provide for this person, how much time do you spend in an average week doing these things? If you are a former caregiver, how much time did you spend in an average week providing care? Weighted n = 137

20%	Less than 5 hours a week
19%	5 hours but less than 10 hours a week
16%	10 hours but less than 20 hours a week
15%	20 hours but less than 30 hours a week
8%	30 hours but less than 40 hours a week
7%	40 hours but less than 60 hours a week
4%	60 hours but less than 80 hours a week
7%	80 hours or more a week
4%	No Answer

45. As a current or former caregiver, have you had to take any of the following actions in order to provide care for someone? Weighted n = 137

	Yes	No	No Answer
a. Use your personal savings in order to help provide care	57%	37%	6%
b. Go into work early or late, or take time off to provide care.....	46%	46%	8%
c. Take a leave of absence from your job	13%	77%	10%
d. Make changes to your home for the care recipient	34%	58%	8%
e. Go from working full-time to part-time	11%	81%	8%
f. Give up working entirely	10%	80%	10%
g. Move into another home to accommodate the care recipient	8%	84%	8%

46. As a current or former caregiver OR someone who may provide care in the future, how helpful would the following types of support be to you?

	Extremely helpful	Very helpful	Somewhat helpful	Not very helpful	Not at all helpful	No Answer
a. Assistance with providing transportation.....	37%	28%	10%	3%	3%	19%
b. Assistance with finding accurate medical information	35%	31%	8%	4%	4%	19%
c. Connecting with other caregivers in similar situations through a caregiver support group.....	52%	22%	20%	3%	7%	17%
d. Guidance and help in understanding medical bills	26%	27%	19%	4%	6%	18%
e. Spiritual support and guidance	21%	20%	22%	11%	8%	18%
f. Information about available resources for caregivers in your community	31%	34%	13%	1%	4%	17%
g. Short breaks from your caregiving tasks.....	32%	27%	15%	4%	6%	17%
h. Assistance in completing government forms and applications.....	30%	29%	16%	3%	5%	17%

47. Do you have any grandchildren, including great grandchildren or step-grandchildren?

- 59% Yes → **GO TO Question 48**
- 38% No → **GO TO Question 49**
- 3% No Answer

48. Do you help with any of the day-to-day responsibilities of caring for any of your grandchildren, great grandchildren or step grandchildren? Weighted n = 279

- 26% Yes
- 73% No
- 2% No Answer

49. If you are or were to become a grandparent, how helpful would you find the following services or information?

	Extremely helpful	Very helpful	Somewhat helpful	Not very helpful	Not at all helpful	No Answer
a. Fun things to do with grandchildren of all ages.....	37%	28%	14%	3%	6%	13%
b. How to speak to grandchildren about issues in their lives.....	24%	25%	19%	8%	96%	15%
c. Legal rights of grandparents	19%	21%	19%	12%	11%	18%
d. Grandparenting in a multicultural family.....	13%	15%	17%	15%	21%	20%
e. Referral services for people raising grandchildren	17%	18%	15%	16%	16%	19%
f. Financial resources for people raising grandchildren	21%	18%	16%	10%	16%	19%
g. Support groups for people raising grandchildren.....	17%	22%	16%	12%	16%	19%
h. How to connect with grandchildren on social media sites like Facebook or Twitter	20%	21%	24%	5%	15%	16%

About You

D1. Are you male or female?

- 50% Male
- 50% Female
- No Answer

D2. What is your age as of your last birthday? [AGE IN YEARS]

- 11% 50 – 59 years
- 44% 60 – 74 years
- 45% 75 + years
- No Answer

D3. What is your current marital status?

- 57% Married
- 43% Not married, living with partner
- 1% Separated
- 8% Divorced
- 24% Widowed
- 6% Never married
- <.05%- No Answer

D4. Are you or your spouse currently a member of AARP?

- 98% Yes
- 2% No
- No Answer

D5. Besides you, do you have any of the following people living in your household?

	Yes	No	No Answer
a. Child/children under 18	5%	79%	16%
b. Child/children 18 or older.....	13%	74%	13%
c. Child/children away at college.....	3%	79%	18%
d. Adult relative or friend 18 or older.....	17%	69%	13%

D6. Do you have any kind of health care coverage, including employer-provided health insurance, private health insurance, or government plans such as Medicare or Medicaid?

- 98% Yes
- 2% No
- 1% No Answer

D7. Does any disability, handicap, or chronic disease keep you and your spouse or partner from participating fully in work, school, housework, or other activities? [CHECK ONLY ONE]

- 14% Yes, myself
- 8% Yes, spouse or partner
- 6% Yes, both me and my spouse or partner
- 70% No
- 2% No Answer

D8. Are you of Hispanic, Spanish, Latino origin or descent?

- 1% Yes → **GO TO Question D9**
- 95% No → **GO TO Question D10**
- 4% No Answer

D9. If you are Hispanic or Latino, please indicate which one best represents the language (s) you speak at home. [CHECK ONLY ONE] Weighted n = 9

- Spanish only
- 39% Spanish most of the time
- 30% Spanish and English equally but prefer Spanish
- Spanish and English equally and do not have a preference
- 30% Spanish and English equally but prefer English
- English most of the time
- English only
- No Answer

D10. What is your race and/or ethnicity? [CHECK ALL THAT APPLY]

- 92% White or Caucasian
- 2% Black or African American
- American Indian or Alaska Native
- 2% Asian
- <.05% Native Hawaiian or other Pacific Islander
- 2% Other: (Specify)
- 3% No Answer

D11. What is the highest level of education you have completed?

- 12% K-12th grade (no diploma)
- 16% High school graduate, GED or equivalent
- 8% Post-high school education/training (no degree)
- 12% 2-year college degree
- 12% 4-year college degree
- 6% Post-graduate study (no degree)
- 41% Graduate or professional degree(s)
- 3% No Answer

D12. Thinking about state elections for New York Governor and Legislators in the last five years, how often would you say you vote?

- 71% Always
- 19% Most of the time
- 5% About half of the time
- 2% Seldom
- 2% Never
- 1% No Answer

D13. Do you consider yourself to be a Democrat, a Republican, an Independent, or something else?

- 45% Democrat
- 22% Republican
- 21% Independent
- 5% Something else
- 6% No Answer

D14. In general, how often do you go online to access the Internet for things like sending or receiving email, getting news and information, paying bills or managing finances or buying products or services? This includes access from home, work, a mobile device (such as a smart phone), or someplace else.

- 51% Several times a day
- 18% About once a day
- 6% 3-6 days a week
- 3% 1-2 days a week
- 1% Once every few weeks
- 3% Once a month or less
- 17% Never go online
- 1% No Answer

D15. What was your annual household income before taxes in 2013?

- 1% Less than \$10,000
- 2% \$10,000 to \$19,999
- 5% \$20,000 to \$29,999
- 10% \$30,000 to \$49,999
- 14% \$50,000 to \$74,999
- 12% \$75,000 to \$99,999
- 15% \$100,000 to \$149,999
- 26% \$150,000 or more
- 15% No Answer

Thank you very much for completing this survey.

Your assistance in providing this information is very much appreciated.

Please return your completed survey by June 6, 2014

in the enclosed postage-paid envelope to:

AARP State Research

601 E Street, NW

Washington, DC 20049

Methodology

The AARP New York State Office commissioned a mail survey on livable communities of 1,000 AARP members age 50-plus in the Town of North Hempstead. The sample was drawn from AARP's membership database.

The survey was fielded from October 22nd through November 26th 2014 and exactly 232 useable surveys were returned by the cut-off date, for a response rate of 23.2 percent. Each sampled member was contacted about the survey four times receiving the following pieces of mail: pre-notification postcard, the survey itself, a reminder postcard, and a second copy of the survey. The survey has a margin of error of ± 6.4 percent. This means that if 95 out of 100 samples of this same size and population were given the same survey, the responses to the questions would fall within a range of plus or minus 6.4 percentage points of what would have been obtained if every AARP member age 50 years and older in the sampled area were asked the same questions. The sample was weighted by age and gender to reflect the actual distribution of AARP members age 50-plus in the Town of North Hempstead.

Percentages may not add to 100 percent due to rounding, multiple answers permitted for some items and non-response. Percentages in the text may also differ slightly from the graphs due to rounding.

AARP is a nonprofit, nonpartisan organization, with a membership of nearly 38 million, that helps people turn their goals and dreams into real possibilities, strengthens communities and fights for the issues that matter most to families such as healthcare, employment and income security, retirement planning, affordable utilities and protection from financial abuse. We advocate for individuals in the marketplace by selecting products and services of high quality and value to carry the AARP name as well as help our members obtain discounts on a wide range of products, travel, and services. A trusted source for lifestyle tips, news and educational information, AARP produces AARP The Magazine, the world's largest circulation magazine; AARP Bulletin; www.aarp.org; AARP TV & Radio; AARP Books; and AARP en Español, a Spanish-language website addressing the interests and needs of Hispanics. AARP does not endorse candidates for public office or make contributions to political campaigns or candidates. The AARP Foundation is an affiliated charity that provides security, protection, and empowerment to older persons in need with support from thousands of volunteers, donors, and sponsors. AARP has staffed offices in all 50 states, the District of Columbia, Puerto Rico, and the U.S. Virgin Islands. Learn more at www.aarp.org.

State Research brings the right knowledge at the right time to our state and national partners in support of their efforts to improve the lives of people age 50-plus. State Research consultants provide strategic insights and actionable research to attain measurable state and national outcomes. The views expressed herein are for information, debate, and discussion, and do not necessarily represent official policies of AARP.

AARP staff from the New York State Office, State and National Group and State Research contributed to the design, implementation and reporting of this study. Special thanks go to AARP staff including Will Stoner, Associate State Director of Community Outreach for AARP in New York; Coralette Hannon and Jeanne Antony, State and National Group; Rachelle Cummins, Darlene Matthews, Terri Guengerich, Eowna Young Harrison, and Brittne Nelson, State Research. Please contact Joanne Binette at 202-434-6303 for more information regarding this survey.



AARP Research

For more information about this survey, please contact Joanne Binette at:

202.434.6303 or e-mail jbinette@aarp.org