

A Bold New Path to Living Your Best Life at Any Age



Care for Your Emotional and Physical Health...

Less than half of ANY generation claims to laugh several times a day

- 48% Millennials
- 43% Gen X
- 42% Boomers



I do not believe age limits my ability to exercise

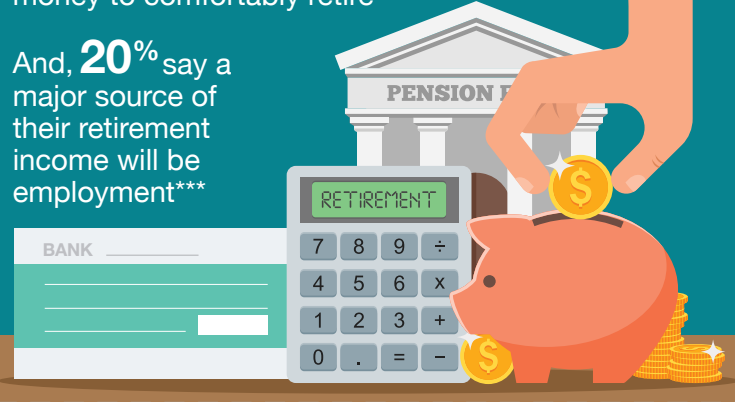
- 92% Millennials
- 85% Gen X
- 66% Boomers



Finance Your Future

Only **22%** of workers **25 and older** are very confident about having enough money to comfortably retire***


And, **20%** say a major source of their retirement income will be employment***



Put Your Experience to Work

People continue to grow themselves and their minds at every age.

Learned something new in the past 6 months




Choose Where You Live and What You Do


Nearly three-quarters (**78%**) of those asked want to stay in their current home as long as possible.



Enjoy a night at the movies

| | Go out to the movies | Average per year |
|--|----------------------|--------------------------|
|  | Millennials | 11 times per year |
| | Gen X | 9 times per year |
| | Boomers | 8 times per year |

Have someone else do the cooking

| | Go out to eat | At least once a week |
|--|--------------------|----------------------|
|  | Millennials | 66% |
| | Gen X | 59% |
| | Boomers | 51% |

Job seekers have motives beyond money

Work-life balance

32% ages 35-44
23% ages 45-64

Job fulfillment

34% ages 35-44
18% ages 45-64

Career growth potential

35% ages 35-44
19% ages 45-64



(Experiences with Work, 2016)