

# 2019 PRESCRIPTION DRUG SURVEY – HISPANIC/LATINO LIKELY VOTERS

## Background

\*Caution advised when interpreting differences between parties as sample sizes are extremely small.

AARP conducted a national survey of 1,218 likely voters age 50 and older between February 15 and March 4, 2019 with an oversample of Hispanic/Latino voters (n=384) to evaluate their current use and experience with prescription medications as well as their thoughts regarding proposals aimed at reducing the prices of prescription drugs.

This factsheet focuses on results from the oversample of Hispanic/Latino voters. This population is keenly interested in the prescription drug price issue with the vast majority (78%) saying they take at least one prescription medication and eight in ten (83%) saying they are concerned about the cost of their medications. A majority (58%) say prescription drug costs are unreasonable and many indicate they have or will need to make trade-offs in order to afford their medications. The majority (regardless of party affiliation) are in favor of various proposals designed to reduce the prices of prescription drugs including making it easier for generic drugs to come to market (88%) and allowing Medicare to negotiate with drug companies for lower prices (87%).

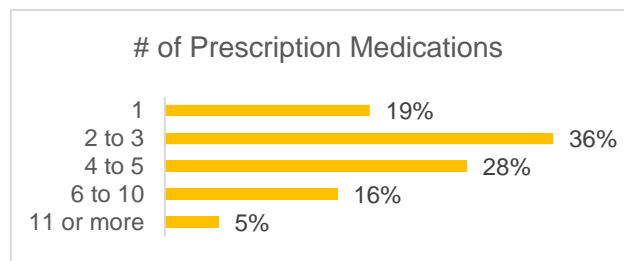
## Most Hispanic/Latino Adults 50-Plus Take Prescriptions on a Daily Basis

# 78%

**78%** of Hispanic/Latino likely voters report they take prescription drugs on a regular basis.

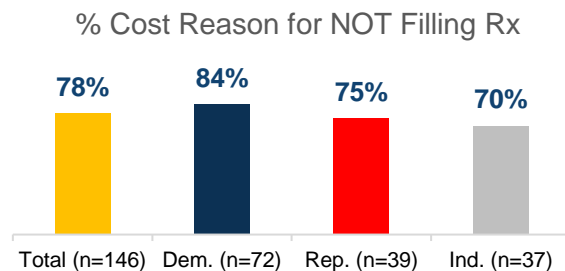
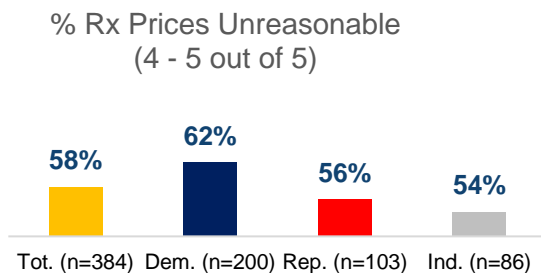
**97%** of those who report taking a prescription drug indicate they take medications on a daily basis.

**36%** of those who report taking a prescription drug say they take 2 to 3 prescriptions on a regular basis.



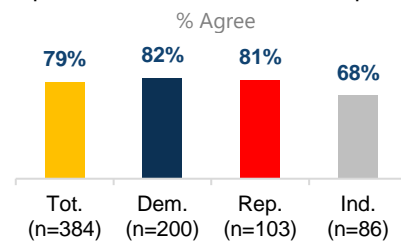
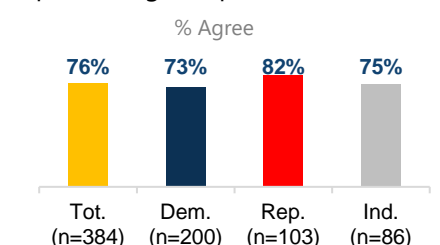
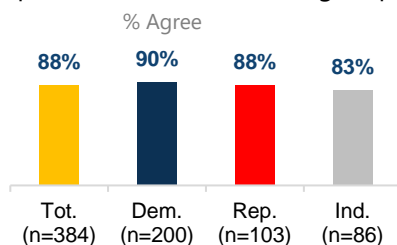
## Than Three in Five Say Prices of Prescription Drugs Are *Unreasonable*

When asked how reasonable or unreasonable they consider the prices of prescription medications, **three in five (58%) say they consider them unreasonable** (either a 4 or 5 on a 5-point scale). Nearly half (**48%**) say they did not fill a prescription provided by their doctor. The main reason for not filling a prescription was cost.



## Majority: Rx Companies Make Too Much Profit and Spend Too Much on Advertising

Hispanic/Latino consumers agree prescription drug companies focus more on profits than on helping people.



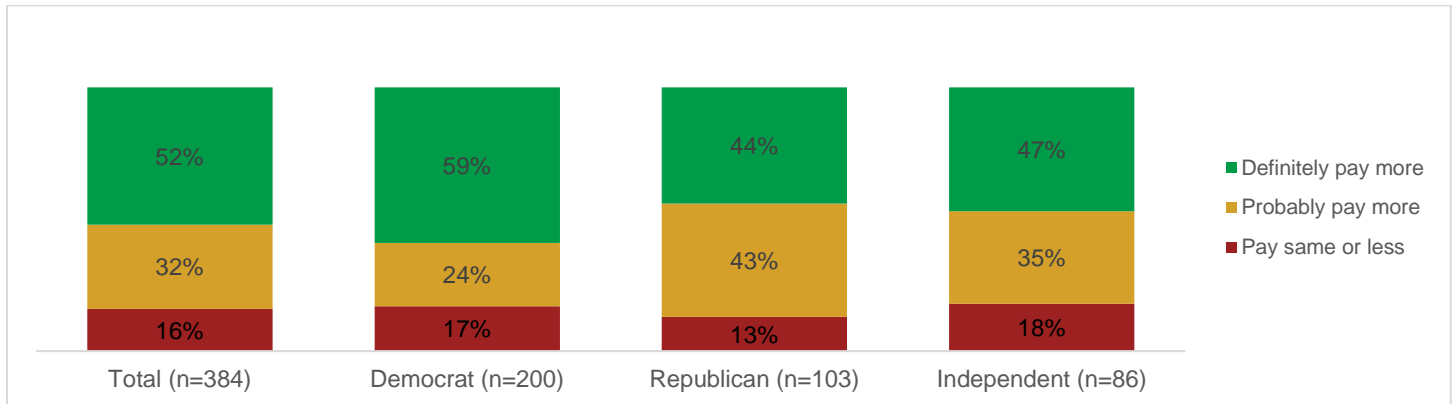
Rx companies make too much profit

Rx companies spend too much on advertising

Rx companies are too concerned about making profits and not concerned enough about helping people

## Prescription Drug Prices Here...and Elsewhere – Most Say U.S. Consumers Pay More

Over four in five (84%) Hispanic/Latino consumers in the United States believe they either definitely pay more (51%) or probably pay more (32%) for prescription drugs compared to consumers in other developed countries. Just 17 percent think they pay the same or less than in other countries.



## High Concern About Prescription Drug Costs and Needing to Make Trade-Offs

# 83%

**83%** say they are **very or somewhat concerned** about being able to afford prescription medications for themselves or their family in the next few years. When thinking about the future, more than four in ten (between 43% and 51%) who are not currently making these trade-offs, agree that if prescription prices continue to rise, they may need to make numerous trade-offs to be able to afford their medications. For example, **51% say in the future, may not get a prescription filled because I don't have enough money to pay for it.**

Top <b>CURRENT</b> Trade-Offs Made to Be Able to Purchase Prescription Drugs				
<i>Many people face difficult decisions when buying prescription drugs. In the past 12 months, have you or someone in your household...</i>	% "Yes"			
	Total (n=384)	Democrat (n=200)	Republican (n=103)	Independent (n=86)
Delayed getting a prescription filled because you didn't have enough money to pay for it?	<b>36%</b>	41%	31%	30%
Not gotten a prescription filled because you didn't have enough money to pay for it?	<b>32%</b>	36%	25%	33%
Cut back on necessities like food, fuel, and electricity to be able to afford a prescription drug?	<b>27%</b>	25%	31%	26%

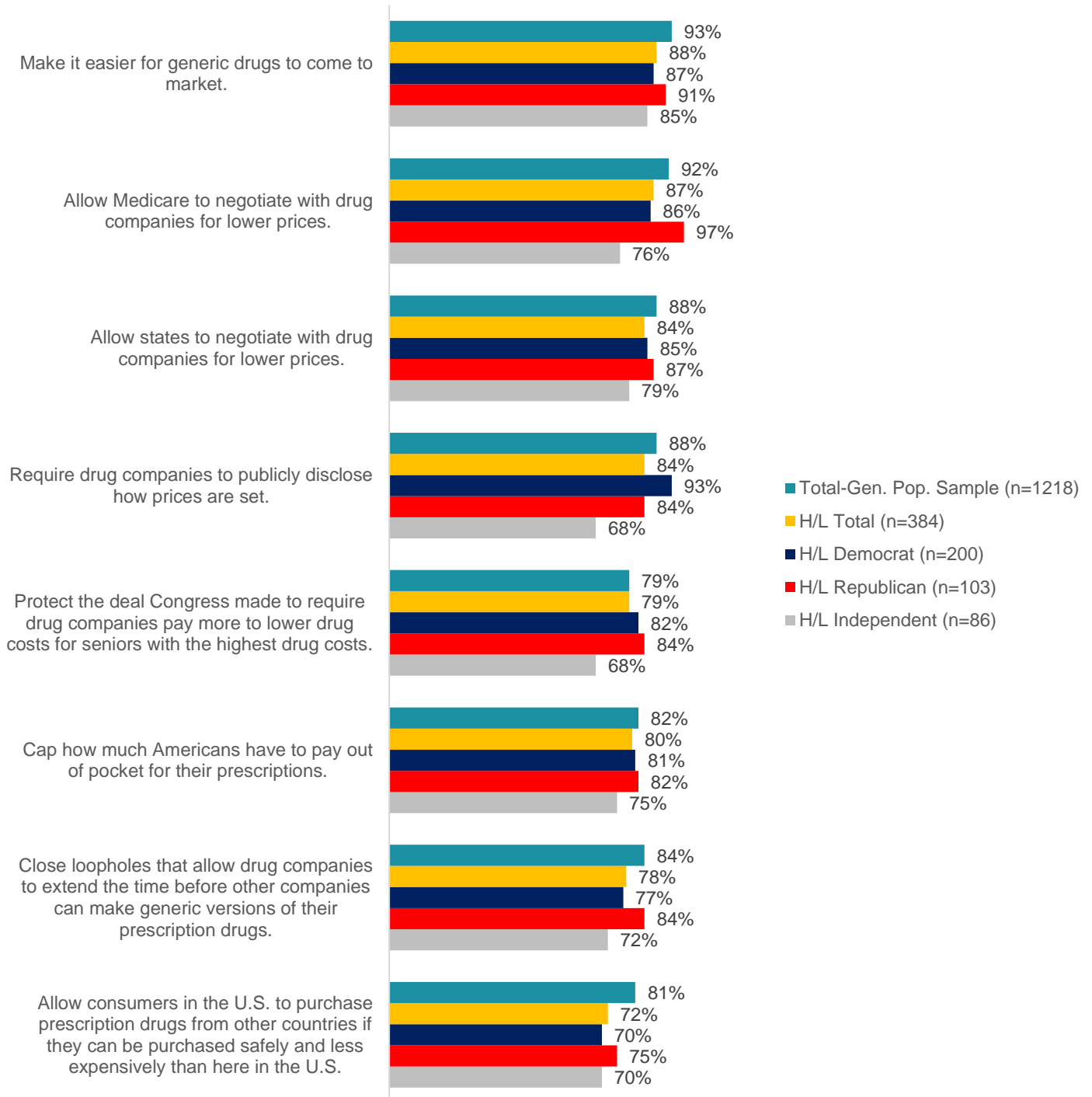
Top <b>FUTURE</b> Trade-Offs May Be Made to Be Able to Purchase Prescription Drugs				
<i>*If prescription costs continue to rise, as I get older, there may come a time when...</i>	% "Strongly Agree" or "Agree"			
	Total (n=384)	Democrat (n=200)	Republican (n=103)	Independent (n=86)
I may not get a prescription filled because I don't have enough money to pay for it.	<b>51%</b>	51%	60%	35%
I may have to purchase an over-the-counter medicine instead of a prescription to treat a condition.	<b>47%</b>	43%	59%	38%
I may have to shop online at either a U.S. or Canadian pharmacy for a lower price on prescription drugs.	<b>45%</b>	41%	47%	53%
I may have to delay getting a prescription filled because I don't have enough money to pay for it.	<b>43%</b>	42%	53%	33%

\*Asked if did not say currently making this trade-off.

## Most Favor Proposals to Cut Prescription Drug Prices

The majority of Hispanic/Latino likely voters favor proposals aimed at lowering prescription drug prices. Nearly nine in ten favor making it easier for generic drugs to come to market (88%) and allowing Medicare to negotiate with drug companies for lower prices (87%).

% of Hispanic/Latino Likely Voters Age 50+ Indicating “Strongly Favor” or “Somewhat Favor” (Total and by Party)



For more information, contact Cheryl L. Lampkin at [clampkin@aarp.org](mailto:clampkin@aarp.org). For media inquiries, contact [media@aarp.org](mailto:media@aarp.org).