
2013 AARP Survey of 45+ Missouri Residents on Medicaid Expansion

The majority of Missouri residents age 45+ believe in the importance of Medicaid and support Medicaid expansion in their state.

- ❖ **Over seven in ten (72%) Missouri residents age 45+ believe that Medicaid is an important government program, and more than half (53%) believe they or someone they know will need it in the future.**
 - ✓ 72% say Medicaid is extremely or very important compared to other government programs while 17% say Medicaid is somewhat important, and only 7% say that it is not very or not at all important.
 - ✓ 53% say either they or someone they know is extremely or very likely to need Medicaid coverage at some point in the future, and another 21% say this need is somewhat likely.

- ❖ **Nearly two thirds (64%) of Missouri residents agree with Governor Nixon's support of accepting federal funds to expand Medicaid. Many (58%) Missouri residents age 45+ support expanding Medicaid to cover adults with no children who earn up to \$15,000 a year.**
 - ✓ 58% strongly or somewhat support the expansion of Medicaid in the state so that adults with no children who earn up to about \$15,000 a year can have health care coverage.
 - ✓ 57% say they would support Medicaid expansion knowing that currently adults with no young children who earn \$15,000 a year and do not qualify for Medicaid benefits would qualify for benefits

- ❖ **Nearly seven in ten (68%) 45+ Missouri residents support Medicaid Expansion that would allow currently uninsured residents to have access to preventive and emergency mental health care.**
 - ✓ 68% support the expansion of Medicaid when informed that the expansion will provide preventative and emergency mental health care for Missouri residents who are uninsured.
 - ✓ 52% support expanding Medicaid in Missouri when informed that the expansion would reduce the amount of non-reimbursed money hospitals and other health care providers spend by approximately \$385 million over nine years.

The AARP Missouri State Office commissioned a survey to explore the views of age 45+ residents on expanding the Medicaid program in the state.

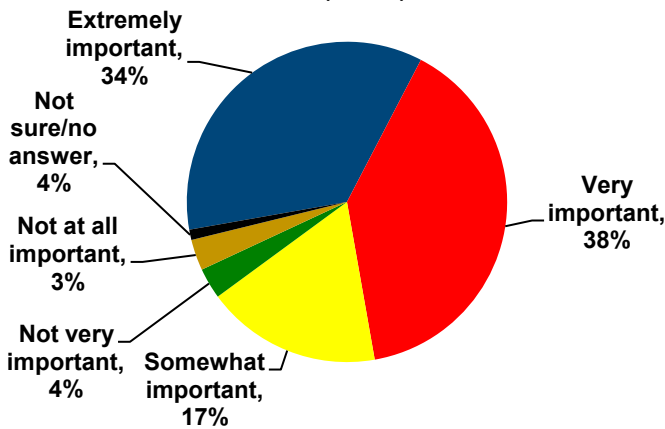
The results are based on a telephone survey fielded March 13 to March 16, 2013 of 800 45+ Missouri residents. A total of 800 interviews were completed yielding a margin of error of ±3.5 percent. The interviews were weighted to reflect the age, and gender proportions of the 45+ population in Missouri. This report is based on 800 weighted responses. An annotated survey of the weighted responses begins on page five followed by a description of the methodology.

Detailed Findings

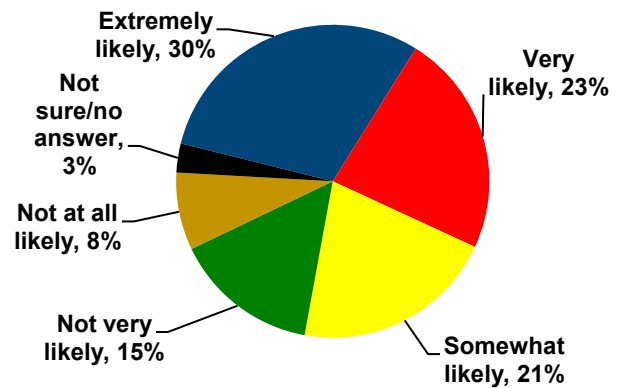
In 2011 there were 824,400 Missouri residents enrolled in the Missouri Medicaid program, nearly 14% of the total state population. (Kaiser Family Foundation, 2009)

- ✓ More than seven in ten (72%) say Medicaid is extremely or very important compared to other government programs. Nearly one in five says (17%) Medicaid is somewhat important. Fewer than one in ten says that Medicaid is not very or not at all important.
- ✓ More than half (53%) say either they or someone they know is extremely or very likely to need Medicaid coverage at some point in the future, and another one in five (21%) says this need is somewhat likely.

Importance of Medicaid Compared to Other Government Programs
(n=800)



Likelihood of Needing Medicaid in the Future
(n=800)

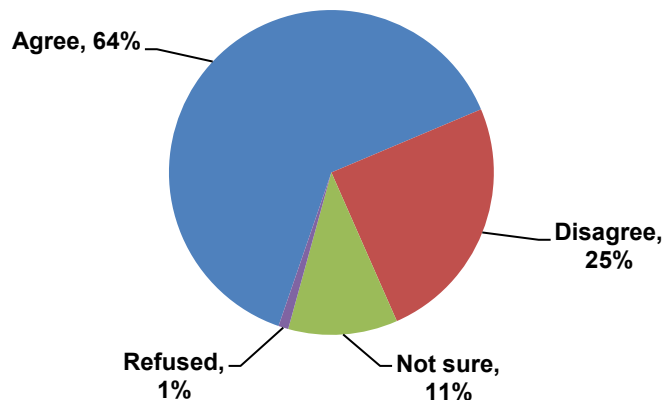


Governor Nixon of Missouri recently stated... “Right now, it’s too often easier to get health insurance by losing a job than by taking one. That’s not right. Here in Missouri, we believe in rewarding work – and that is what strengthening Medicaid will do.” (Republic Monitor, 2013)

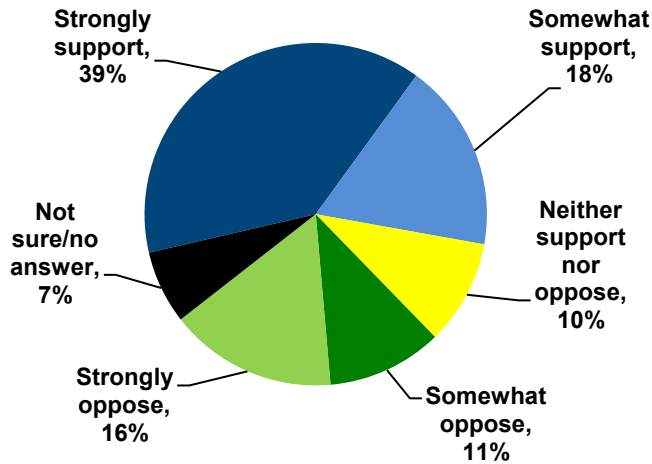
- ✓ Over six in ten (64%) respondents support Governor Nixon’s decision to accept federal funds to expand Medicaid in Missouri.
- ✓ Nearly six in ten (58%) support the expansion of Medicaid in the state so that adults with no children who earn up to about \$15,000 a year can have health care coverage. One in four (24%) oppose.
- ✓ Survey respondents were told “Right now, an adult making \$15,000 a year doesn’t qualify for Medicaid if they don’t have young children” then asked if they support or oppose expanding Missouri’s Medicaid program. Support remains constant, as nearly the same proportion (57%) say they would support Medicaid expansion knowing this fact.

Agreement with Governor Nixon’s Position*
(n=800)

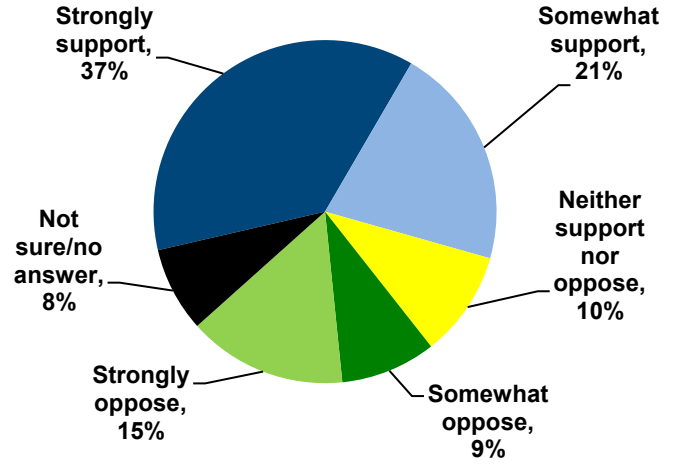
*Percentages may add up to more than 100 percent due to rounding.



Support or Opposition to Expanding Medicaid*
(n=800)



Support or Opposition to Expanding Medicaid Knowing that Some Current Ineligible Adults Would be Eligible*
(n=800)



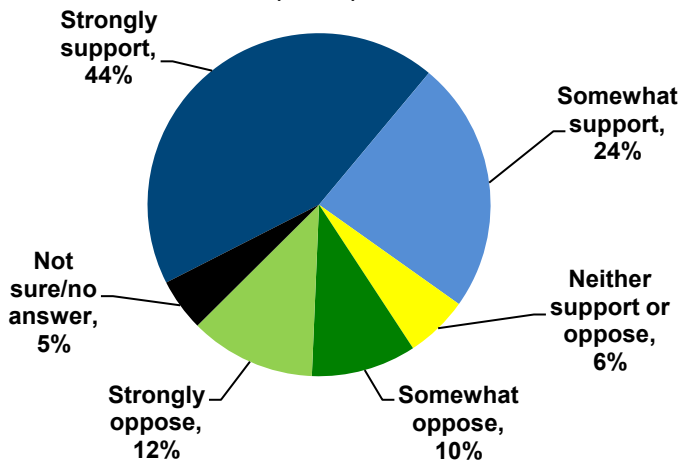
*Percentages may add up to more than 100 percent due to rounding.

*Percentages may add up to more than 100 percent due to rounding.

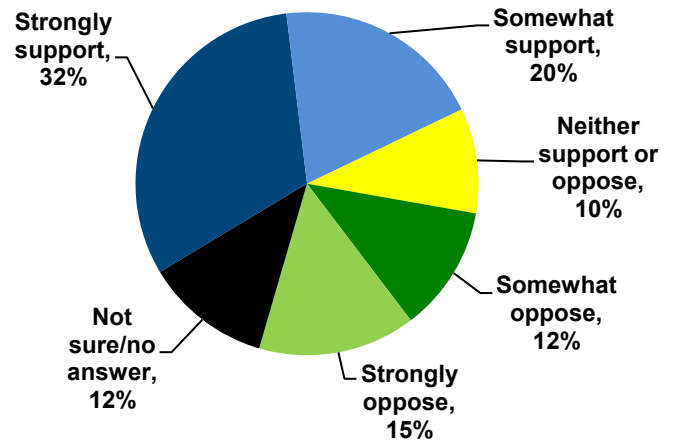
Missouri's Department of Mental Health has stated that without Medicaid expansion services will be limited and public safety will be weakened. Additionally, the Missouri Hospital Association notes that without the expansion the state will lose thousands of potential jobs, increase uncompensated care cost by more than \$11 billion and residents and businesses will face increased health insurance premiums. (Republic Monitor, 2013)

- ✓ 68% support the expansion of Medicaid when informed that the expansion will provide preventative and emergency mental health care for Missouri residents who are uninsured.
- ✓ 52% support expanding Medicaid in Missouri when informed that the expansion would reduce the amount of non-reimbursed money hospitals and other health care providers spend by approximately \$385 million over nine years.

Support or Opposition to Expanding Medicaid for Access to Preventative and Emergency Mental Health Care
(n=800)



Support or Opposition to expanding Medicaid in Which Reduces Non-reimbursed Funds to Hospitals or Other Health Care Providers
(n=800)

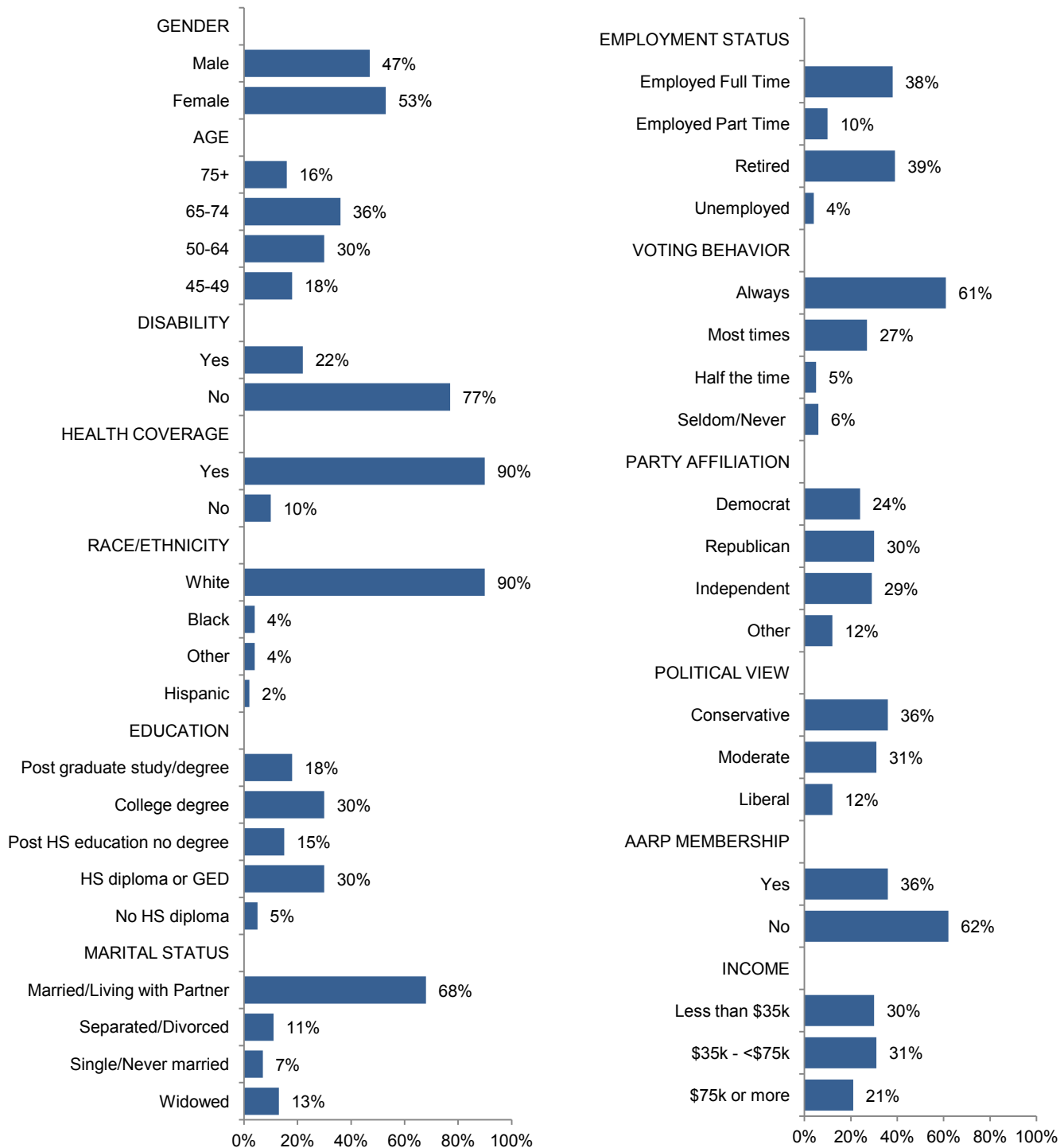


*Percentages may add up to more than 100 percent due to rounding.

*Percentages may add up to more than 100 percent due to rounding.

Demographic Profile of Respondents

- Nearly one on five survey respondents are ages 45-49, over a quarter is ages 50-64, nearly four in ten are ages 65-74 and one in six is ages 75 or older. About seven in ten are married or living with a partner. Nine in ten respondents have health care coverage and nearly a quarter has some type of disability. More than four in ten have a high school or post-high school education and three in ten have a college degree. Nearly four in ten are either retired or working. The majority has an annual household income of less than \$75,000. Most vote always or most of the time. Three in ten identify their political party as Republican, three in ten identify as Independent, and about a quarter identify as a Democrat. Over two-thirds identify themselves as conservative or moderate in their political views and fewer than one in eight says they are liberal. Slightly over a third says they are an AARP member.



**Missouri Medicaid Expansion Survey of 45+ Residents
Statewide; N=800**

I'd like to ask you some questions about Medicaid, which is the government program that covers health and long term care for low-income seniors, adults with young children, and disabled persons. Medicaid is jointly funded by the state and federal government

S1. Our study is interested in the opinions of certain age groups. Could you please tell me your age as of your last birthday?

<u>%</u>	
18	45 – 49 years
30	50 – 59 years
36	60 – 74 years
16	75 + years

S2. And just to confirm, are you a resident of Missouri?

<u>%</u>	
100	Yes
-	No

Core Questions

1. **Based on what you just heard, how important is Medicaid compared to other government programs. Is it extremely important, very, somewhat, not very, or not at all important?**

%

34	Extremely important
38	Very important
17	Somewhat important
4	Not very important
3	Not at all important
3	Not sure
1	Refused

2. **I'd like to ask you about an issue being talked about by the governor and the state legislature. As a result of the new health care law, states have the option to expand Medicaid to cover adults with no children who earn up to about \$15,000 a year. The federal government will pay one hundred percent of the costs for the first three years, and after that the states will pay ten percent and the federal government will pay ninety percent.**

How strongly do you support or oppose expanding Missouri's Medicaid program? Do you strongly support, somewhat support, neither support nor oppose, somewhat oppose or strongly oppose?

%

37	Strongly support
21	Somewhat support
10	Neither support or oppose
9	Somewhat oppose
15	Strongly oppose
7	Not sure
<0.5	Refused

3. **Right now, an adult making \$15,000 a year doesn't qualify for Medicaid if they don't have young children. Knowing this, how strongly do you support or oppose expanding Missouri's Medicaid program? Do you strongly support, somewhat support, neither support nor oppose, somewhat oppose or strongly oppose?**

%

39	Strongly support
18	Somewhat support
10	Neither support or oppose
11	Somewhat oppose
16	Strongly oppose
6	Not sure
<0.5	Refused

4. How likely do you think it is that you or someone you know may need Medicaid coverage at some point in the future?

Do you think it is extremely likely, very likely, somewhat likely, not very likely or not at all likely?

<u>%</u>	
30	Extremely likely
23	Very likely
21	Somewhat likely
15	Not very likely
8	Not at all likely
3	Not sure
-	Refused

State Specific Questions

- 1. Governor Nixon of Missouri has stated publically that he will accept federal funds to expand Medicaid in Missouri. However, the legislative budget chair did not include the Governor's request in his budget filing recently. Do you agree or disagree with the Governors decision to accept federal dollars for Medicaid expansion?**

<u>%</u>	
64	Agree
25	Disagree
11	Don't know
1	Refused

- 2. Some experts estimate that if Missouri chooses to expand Medicaid, it would reduce the amount of non-reimbursed money hospitals and other health care providers spend on uninsured patients by approximately \$385 million over nine years.**

Knowing this, how strongly do you support or oppose expanding Missouri's Medicaid program? Do you strongly support, somewhat support, neither support nor oppose, somewhat oppose or strongly oppose?

<u>%</u>	
32	Strongly support
20	Somewhat support
10	Neither support or oppose
12	Somewhat oppose
15	Strongly oppose
11	Not sure
1	Refused

3. Expanding Medicaid would allow people who are currently uninsured to have access to both preventive and emergency mental health care. Knowing this, how strongly do you support or oppose expanding Missouri's Medicaid program? Do you strongly support, somewhat support, neither support nor oppose, somewhat oppose or strongly oppose?

<u>%</u>	
44	Strongly support
24	Somewhat support
6	Neither support or oppose
10	Somewhat oppose
12	Strongly oppose
4	Not sure
<0.5	Refused

My last few questions are for classification purposes only!

D1. RECORD RESPONDENT GENDER

[IF NECESSARY SAY: "To ensure it is recorded accurately, could you please state your gender?"]

<u>%</u>	
47	Male
53	Female

D2. What is your age as of your last birthday? [RECORD IN YEARS]

<u>%</u>	
18	45 – 49 years
30	50 – 59 years
36	60 – 74 years
16	75 + years

D3. Does any disability, handicap or chronic disease keep you from participating fully in work, school, household, or other activities?

<u>%</u>	
22	Yes
77	No
1	Don't Know/Not Sure
<0.5	Refused

D4. Do you have any kind of health care coverage, including employer-provided health insurance, private health insurance, or government plans such as Medicare or Medicaid?

<u>%</u>	
90	Yes
10	No
-	Don't Know/Not Sure
1	Refused

D5. What is your marital status? Are you currently.....

<u>%</u>	
67	Married
1	Not married, but living with your partner
1	Separated
10	Divorced
13	Widowed
7	Currently Single <u>and</u> never been married
<0.5	Don't Know
1	Refused

D6. [IF D5 = 1 ASK: "Are you or your spouse currently a member of A-A-R-P?" IF D5 = 2 ASK: "Are you or your partner currently a member of A-A-R-P?" OTHERWISE ASK: "Are you currently a member of A-A-R-P?"]

<u>%</u>	
36	Yes
62	No
1	Don't Know/Not Sure
<0.5	Refused

D7. Thinking about state elections for Missouri Governor and Legislators in the last ten years, which of the following best describes your voting behavior? Would you say you vote...

<u>%</u>	
61	Always
27	Most of the time
5	About half the time
3	Seldom
3	Never vote
<0.5	Don't Know
<0.5	Refused

D8. Generally speaking, do you consider yourself to be a...

<u>%</u>	
24	Republican
30	Democrat
29	Independent
12	Or, something else?
2	Don't Know
4	Refused

D9. How would you characterize your political views? Would you say you are....?

<u>%</u>	
36	Conservative
31	Moderate
12	Liberal
14	None of the above
5	Not sure
1	Refused

D10. What is the highest level of education that you completed?

<u>%</u>	
5	0 to 12 th grade, but with no diploma
30	High school graduate or equivalent
15	Post high school education, but with no degree
10	2 year college degree
20	4 year college degree
4	Post-graduate study, but with no degree
14	Graduate professional degree
1	Don't Know
1	Refused

D11. Which of the following best describes your current employment status? Are you currently....

<u>%</u>	
7	Self-employed full-time,
2	Self-employed part-time,
31	Employed full-time
8	Employed part-time
39	Retired and not working at all
4	Unemployed, but looking for work
8	Not in the labor force for other reasons?
<0.5	Don't Know
<0.5	Refused

D12. Are you of Hispanic, Spanish, or Latino origin or descent?

<u>%</u>	
2	Yes
97	No
<0.5	Don't Know/Not Sure
1	Refused

D13. And which of the following best describes your race?

<u>%</u>	
90	White/Caucasian
4	Black/African American
-	Asian
1	American Indian or Alaska Native
-	Native Hawaiian or other Pacific Islander
3	Or are you some other race? [Specify:]
<0.5	Don't Know
1	Refused

D14. Thinking about who lives in your household, do you currently....?

	<u>Yes</u>	<u>No</u>	<u>Not sure</u>	<u>Refused</u>
	<u>%</u>	<u>%</u>	<u>%</u>	<u>%</u>
a. Have any children under age 18 living with you ...	15	85	<0.5	<0.5
b. Have any children over age 18 living with you	20	79	<0.5	<0.5
c. Have any children away at college.....	10	89	<0.5	<0.5

D15. We realize income is a private matter and so rather than ask anything specific about your income; I'd like to ask you to please stop me when I get to the category that includes your household's income before taxes in 2012. Was it...

<u>%</u>	
10	Less than \$15,000
9	\$15,000 to less than \$25,000
11	\$25,000 to less than \$35,000
15	\$35,000 to less than \$50,000
7	\$50,000 to less than \$60,000
9	\$60,000 to less than \$75,000
8	\$75,000 to less than \$100,000
6	\$100,000 to less than \$125,000
3	\$125,000 to less than \$150,000
2	\$150,000 to less than \$200,000
2	\$200,000 or more
5	Don't Know/Not Sure
14	Refused

D16. Would you be willing to share your name and contact information with us for further discussion or participation in a follow-up survey sometime in the next few months?

<u>%</u>	
32	Yes
68	No

_____ **IF YES, RECORD NAME AND PHONE NUMBER**

D17. What is your 5-digit zip code?

<input type="text"/>	<input type="text"/>	<input type="text"/>	<input type="text"/>	<input type="text"/>
----------------------	----------------------	----------------------	----------------------	----------------------

<u>%</u>	
0	Don't Know
0	Refused

THANKS AND HAVE A GOOD DAY / NIGHT!

Full Methodology

The 2013 AARP Survey of age 45+ Missouri Residents on Medicaid Expansion was conducted through telephone interviews with a sample of 800 respondents ages 45 and older drawn at random from the state of Missouri. The interviews were conducted in English by RDD field services from March 13 through March 16, 2013. The 800 interviews from the study were weighted by age and gender for Missourians ages 45+. This report is based on 800 weighted responses. The margin of error for the complete set of 800 interviews is $\pm 3.5\%$.

Respondents were screened to insure that they were residents of Missouri and age 45 or older.

The questionnaire was developed by AARP staff. In order to improve the quality of the data, the questionnaire was pretested with a small number of respondents. The pretest interviews were monitored by RDD and AARP staff.

The response rate for this study was 12 percent and was calculated using AAPOR's response rate 3 method. The cooperation rate was 50.22 percent as calculated using AAPOR's cooperation rate 3 method.¹

Throughout the report, statistics representing survey responses are reported in percentages which may not add up to 100 due to rounding and non-response. Also due to rounding, the percentages reported in the text may vary slightly from those in the annotation or in graphs.

¹ Calculated using AAPOR's Outcome Rate Calculator Version 2.1, May 2003

Works Cited

Kaiser Family Foundation. (2009, July 1). *Missouri: Medicaid Enrollment*. Retrieved April 1, 2013, from statehealthfacts.org: <http://www.statehealthfacts.org/profileind.jsp?ind=199&cat=4&rgn=27>

Republic Monitor. (2013, March Thursday). Gov. Nixon in Perryville to discuss benefits of strengthening Medicaid for Missourians. *Perryville News* , p. 1.

AARP is a nonprofit, nonpartisan organization, with a membership of more than 37 million, that helps people turn their goals and dreams into real possibilities, strengthens communities and fights for the issues that matter most to families such as healthcare, employment security and retirement planning. We advocate for consumers in the marketplace by selecting products and services of high quality and value to carry the AARP name as well as help our members obtain discounts on a wide range of products, travel, and services. A trusted source for lifestyle tips, news and educational information, AARP produces AARP The Magazine, the world's largest circulation magazine; AARP Bulletin; www.aarp.org; AARP TV & Radio; AARP Books; and AARP VIVA, a bilingual news source. AARP does not endorse candidates for public office or make contributions to political campaigns or candidates. The AARP Foundation is an affiliated charity that provides security, protection, and empowerment to older persons in need with support from thousands of volunteers, donors, and sponsors. AARP has staffed offices in all 50 states, the District of Columbia, Puerto Rico, and the U.S. Virgin Islands. Learn more at www.aarp.org.

State Research brings the right knowledge at the right time to our state and national partners in support of their efforts to improve the lives of people age 50+. State Research consultants provide strategic insights and actionable research to attain measurable state and national outcomes. The views expressed herein are for information, debate, and discussion, and do not necessarily represent official policies of AARP.

AARP staff from the Missouri State Office, Campaigns, State Advocacy and Strategy Integration (SASI) and State Research contributed to the design, implementation and reporting of this study. Special thanks go to AARP staff including Craig Eichelman, State Director; Norma Collins, Associate State Director of Advocacy; Jodi Sakol, Chryste Hall, Bill Brown, Campaigns; Patrick Willard, SASI; Rachelle Cummins, Joanne Binette, Darlene Matthews and Cheryl Barnes, State Research; and Michael Schuster, Office of General Counsel. Please contact Aisha Bonner at 202-434-3531 for more information regarding this survey.



Research and Strategic Analysis

For more information about this survey, please contact Aisha Bonner at:

202.434.3531 or e-mail abonner@aarp.org