



50+ Hispanic Quick Facts

Miami, Florida



Posibilidades a tu alcance

2014 Population and Projected Growth to 2019

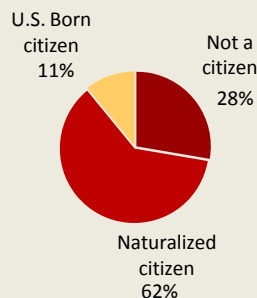
	Miami DMA		Miami-Dade County	
	2014	2019	2014	2019
Total Population				
Total	4,558,114	+7%	2,641,834	+7%
Hispanic	2,200,799	+7%	1,679,644	+4%
50+ Population				
Total	1,590,028	+15%	895,088	+16%
Hispanic	714,646	+17%	575,862	+13%

Hispanic as a % of the Population 2014 & 2019


	Miami DMA		Miami-Dade County	
	2014	2019	2014	2019
Total population	48%	48%	64%	62%
50+ population	45%	46%	64%	63%

Source: Nielsen Pop-Facts® Advanced demographic data, 2014

Status of 50+ Hispanic Citizenship in Miami DMA

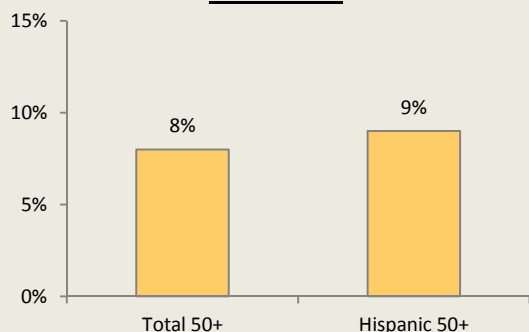


Language Use by 50+ Hispanics in Miami DMA



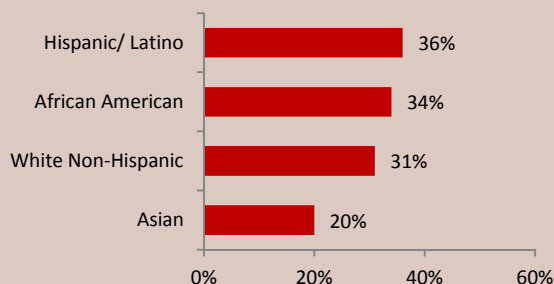
Source: 2012 American Community Survey PUMS. Prepared by AARP Research

Grandchildren Under 18 Living in the Household: Miami DMA



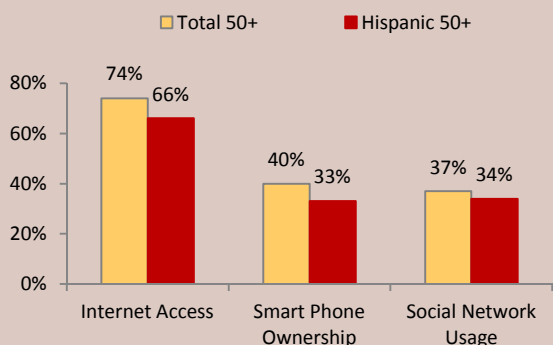
Source: 2012 American Community Survey PUMS. Prepared by AARP Research

Prevalence of Caregiving among U.S. Adults 18+ by Race & Ethnicity



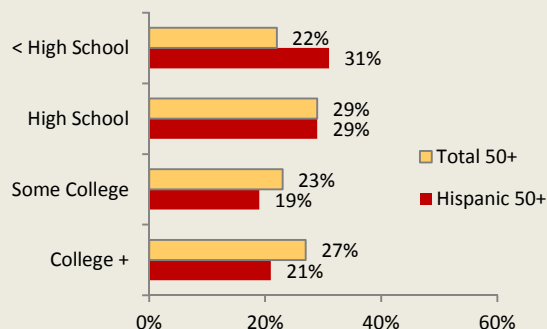
"Caregiving in the U.S. 2009," a study by the National Alliance for Caregiving in Collaboration with AARP

Technology Use by Hispanics 50+: Miami DMA



Source: Nielsen Scarborough Miami 2014 Release 1

50+ Education: Miami DMA



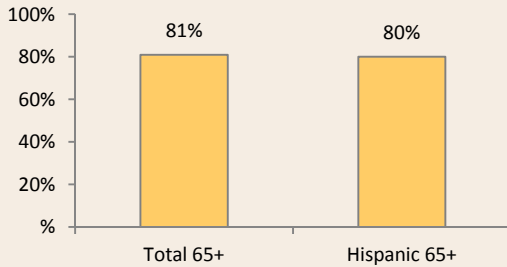
Source: 2012 American Community Survey PUMS. Prepared by AARP Research

50+ Hispanic Quick Facts Miami, Florida

A snapshot of 50+ Hispanic/Latino residents in Miami

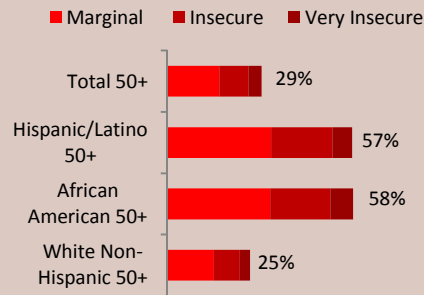


% 65+ in Miami DMA Receiving Any Social Security Income

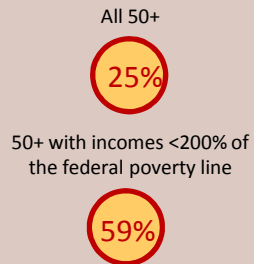


Source: 2012 American Community Survey PUMS. Prepared by AARP Research

50+ National Food Insecurity Rates by Race/Ethnicity

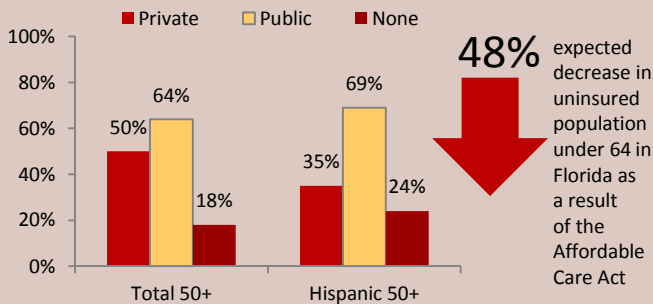


50+ Food Insecurity Miami DMA



Food Insecurity as defined by the USDA: Limited or uncertain availability of nutritionally adequate and safe foods or limited or uncertain ability to acquire acceptable foods in socially acceptable ways.
"Food Insecurity among Older Adults," a 2011 study by AARP Foundation

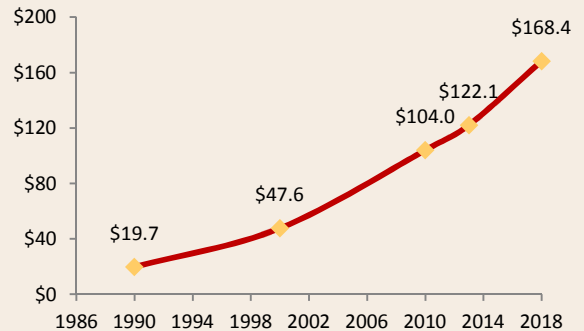
Healthcare for Hispanics 50+: Miami DMA



Source: 2012 American Community Survey PUMS. Prepared by AARP Research. (Note: data pre-dates ACA.)

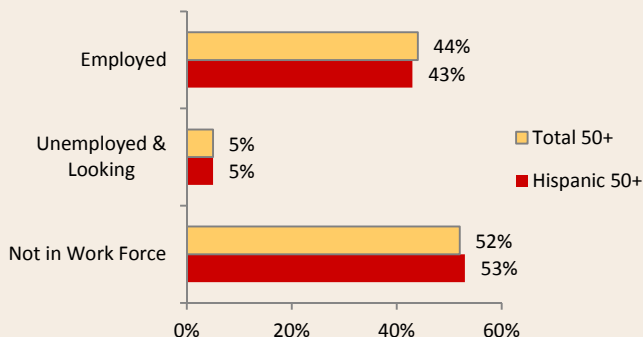
Zooming in on Health Reform 2013 (kff.org)

Hispanic Buying Power: Florida (in billions)



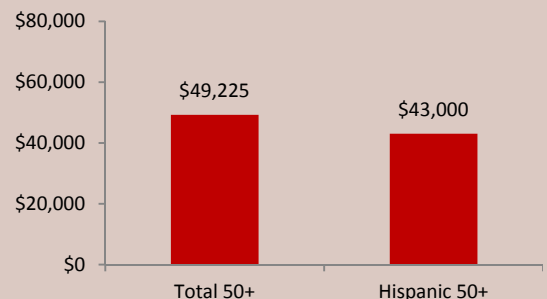
"The Multicultural Economy 2013," a study by the Selig Center for Economic Growth

50+ Employment: Miami DMA



Source: 2012 American Community Survey PUMS. Prepared by AARP Research

2012 Total Median Household Income: Miami DMA



Source: 2012 American Community Survey PUMS. Prepared by AARP Research