



# 50+ Hispanic Quick Facts San Antonio, Texas



Posibilidades a tu alcance

## 2014 Population and Projected Growth to 2019

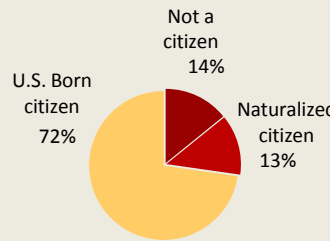
	San Antonio DMA		Bexar County	
	2014	2019	2014	2019
<b>Total Population</b>				
Total	2,618,078	+8%	1,832,458	+8%
Hispanic	1,455,570	+10%	1,085,177	+10%
<b>50+ Population</b>				
Total	801,447	+14%	518,323	+16%
Hispanic	342,390	+17%	248,382	+17%

## Hispanic as a % of the Population 2014 & 2019

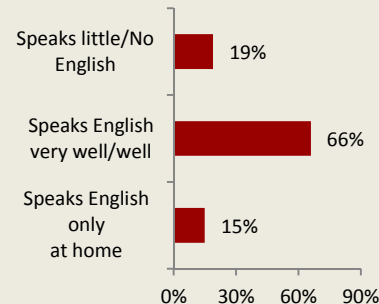
	San Antonio DMA		Bexar County	
	2014	2019	2014	2019
Total population	56%	56%	59%	60%
50+ population	43%	44%	48%	48%

Source: Nielsen Pop-Facts® Advanced demographic data, 2014

## Status of 50+ Hispanic Citizenship in San Antonio DMA

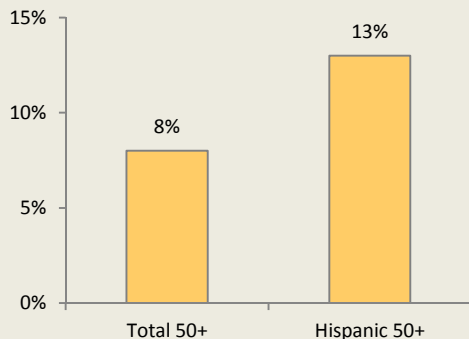


## Language Use by 50+ Hispanics in San Antonio DMA



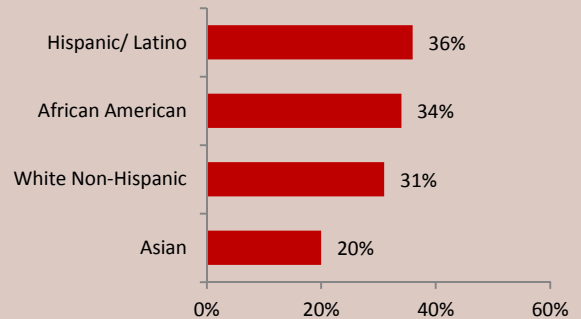
Source: 2012 American Community Survey PUMS. Prepared by AARP Research

## Grandchildren Under 18 Living in the Household: San Antonio DMA



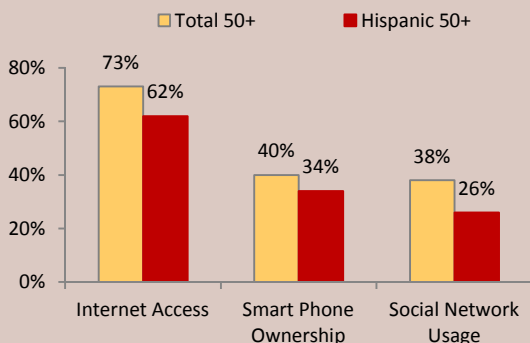
Source: 2012 American Community Survey PUMS. Prepared by AARP Research

## Prevalence of Caregiving among U.S. Adults 18+ by Race & Ethnicity



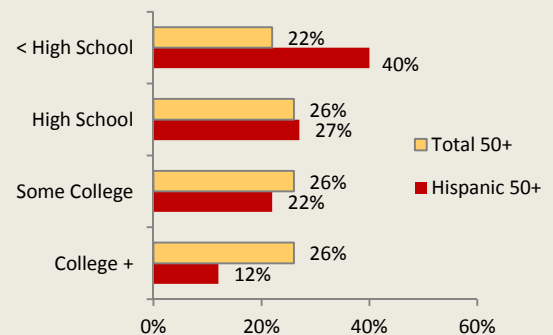
"Caregiving in the U.S. 2009," a study by the National Alliance for Caregiving in Collaboration with AARP

## Technology Use by Hispanics 50+: San Antonio DMA



Source: Nielsen Scarborough San Antonio & San Antonio Hispanic 2014 Releases 1

## 50+ Education: San Antonio DMA



Source: 2012 American Community Survey PUMS. Prepared by AARP Research

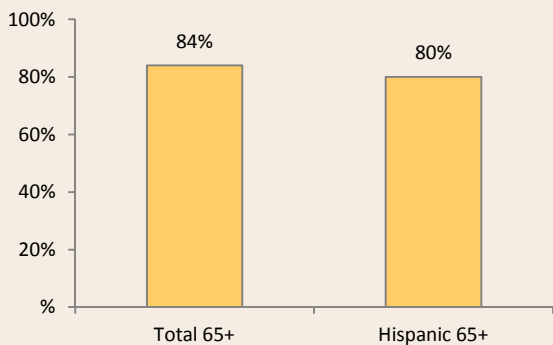
# 50+ Hispanic Quick Facts San Antonio, Texas

A snapshot of 50+ Hispanic/Latino residents in San Antonio



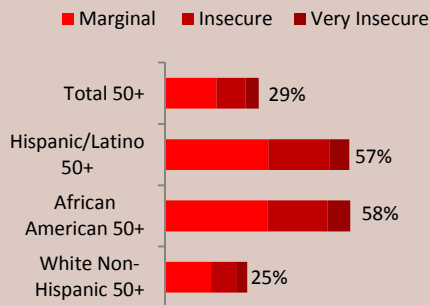
Posibilidades a tu alcance

## % 65+ in San Antonio DMA Receiving Any Social Security Income

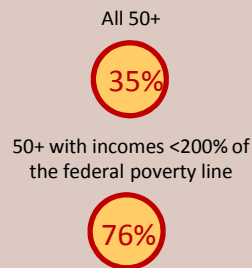


Source: 2012 American Community Survey PUMS. Prepared by AARP Research

## 50+ National Food Insecurity Rates by Race/Ethnicity



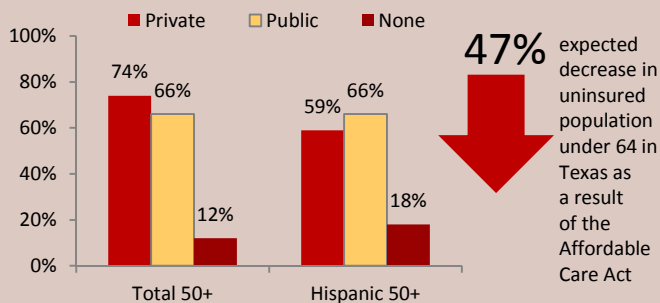
## 50+ Food Insecurity San Antonio DMA



Food Insecurity as defined by the USDA: Limited or uncertain availability of nutritionally adequate and safe foods or limited or uncertain ability to acquire acceptable foods in socially acceptable ways.

"Food Insecurity among Older Adults," a 2011 study by AARP Foundation

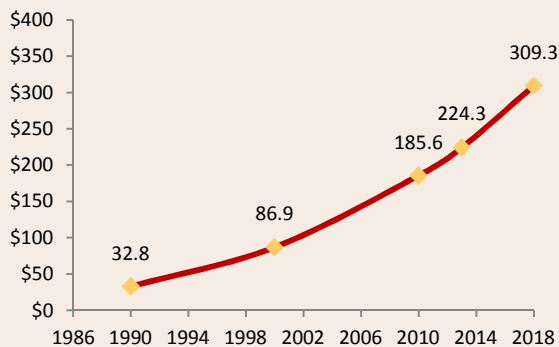
## Healthcare for Hispanics 50+: Texas DMA



Source: 2012 American Community Survey PUMS. Prepared by AARP Research. (Note: data pre-dates ACA.)

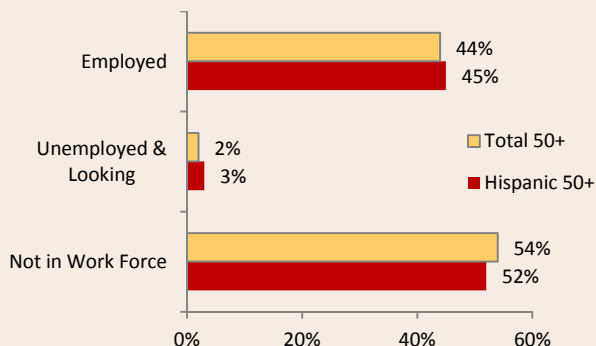
Zooming in on Health Reform 2013 (kff.org)

## Hispanic Buying Power: Texas (in billions)



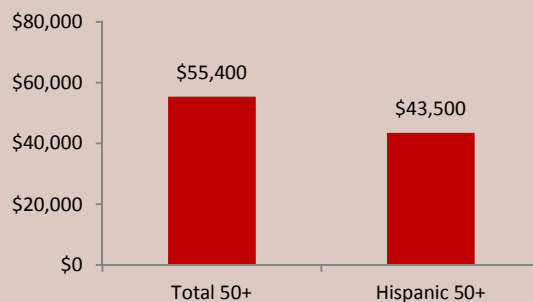
"The Multicultural Economy 2013," a study by the Selig Center for Economic Growth

## 50+ Employment: San Antonio DMA



Source: 2012 American Community Survey PUMS. Prepared by AARP Research

## 2012 Total Median Household Income: San Antonio DMA



Source: 2012 American Community Survey PUMS. Prepared by AARP Research