



# 50+ Hispanic Quick Facts

## New York, NY



Posibilidades a tu alcance

### 2014 Population and Projected Growth to 2019

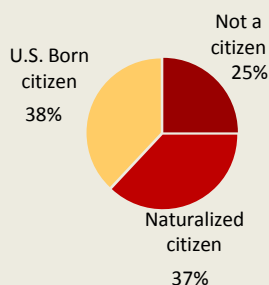
	New York DMA		New York City	
	2014	2019	2014	2019
<b>Total Population</b>				
Total	21,292,767	+2%	8,436,104	+3%
Hispanic	4,996,735	+10%	2,478,396	+7%
<b>50+ Population</b>				
Total	7,232,792	+10%	2,632,366	+11%
Hispanic	1,118,784	+22%	609,277	+17%

### Hispanic as a % of the Population 2014 & 2019

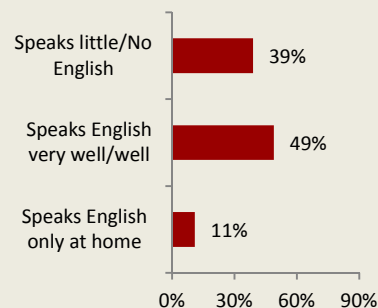
	New York DMA		New York City	
	2014	2019	2014	2019
Total population	23%	25%	29%	30%
50+ population	15%	17%	23%	25%

Source: Nielsen Pop-Facts® Advanced demographic data, 2014

### Status of 50+ Hispanic Citizenship in New York DMA

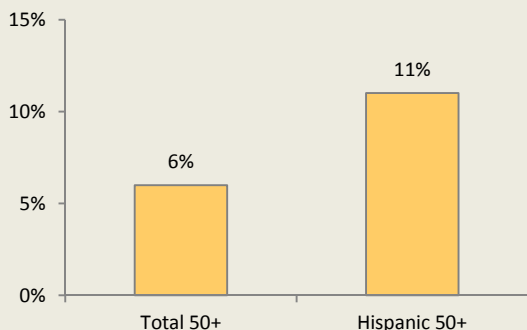


### Language Use by 50+ Hispanics in New York DMA



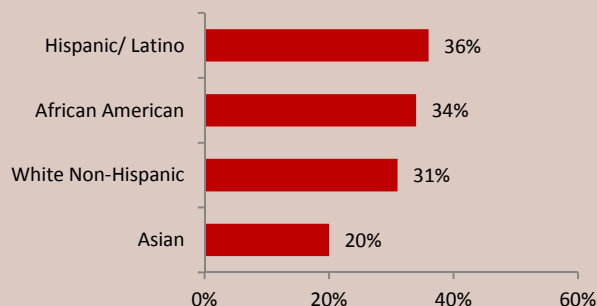
Source: 2012 American Community Survey PUMS. Prepared by AARP Research

### Grandchildren Under 18 Living in the Household: New York DMA



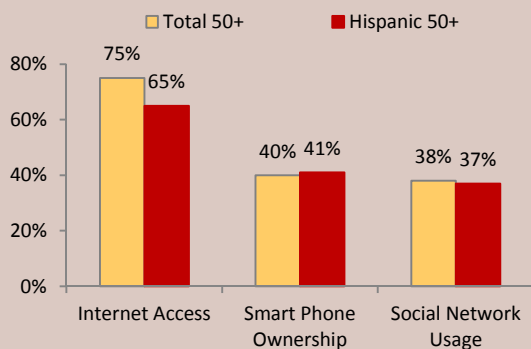
Source: 2012 American Community Survey PUMS. Prepared by AARP Research

### Prevalence of Caregiving among U.S. Adults 18+ by Race & Ethnicity



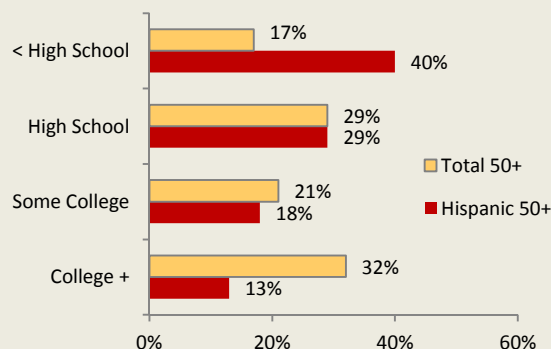
"Caregiving in the U.S. 2009," a study by the National Alliance for Caregiving in Collaboration with AARP

### Technology Use by Hispanics 50+: New York DMA



Source: Nielsen Scarborough NY DMA 2014 Release 1

### 50+ Education: New York DMA



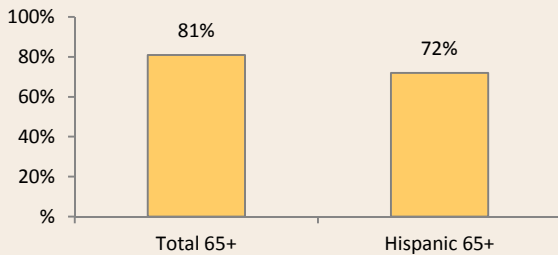
Source: 2012 American Community Survey PUMS. Prepared by AARP Research

# 50+ Hispanic Quick Facts New York, NY

A snapshot of 50+ Hispanic/Latino residents in  
New York

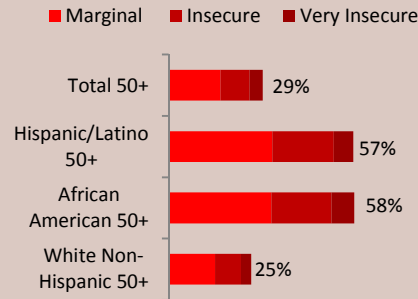


## % 65+ in New York DMA Receiving Any Social Security Income

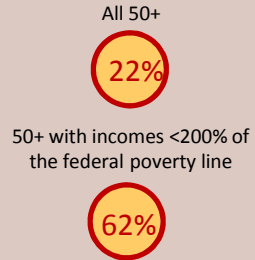


Source: 2012 American Community Survey PUMS. Prepared by AARP Research

## 50+ National Food Insecurity Rates by Race/Ethnicity

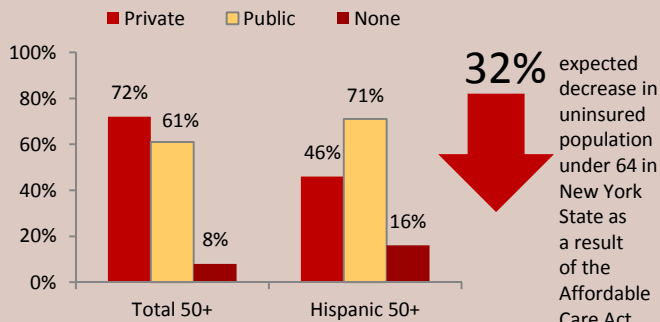


## 50+ Food Insecurity New York DMA



Food Insecurity as defined by the USDA: Limited or uncertain availability of nutritionally adequate and safe foods or limited or uncertain ability to acquire acceptable foods in socially acceptable ways.  
"Food Insecurity among Older Adults," a 2011 study by AARP Foundation

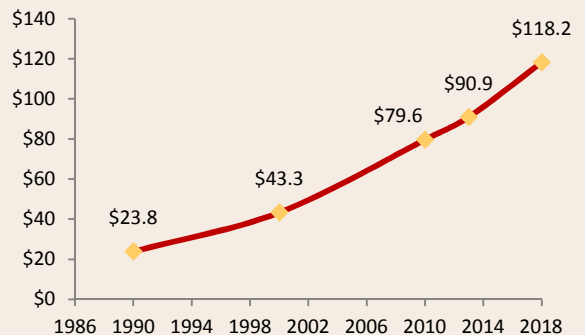
## Healthcare for Hispanics 50+: New York DMA



Source: 2012 American Community Survey PUMS. Prepared by AARP Research. (Note: data pre-dates ACA.)

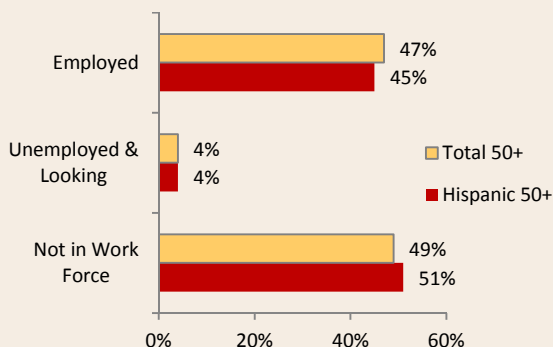
Zooming in on Health Reform 2013 (kff.org)

## Hispanic Buying Power: New York State (in billions)



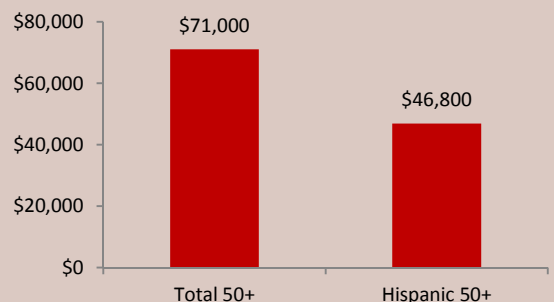
"The Multicultural Economy 2013," a study by the Selig Center for Economic Growth

## 50+ Employment: New York DMA



Source: 2012 American Community Survey PUMS. Prepared by AARP Research

## 2012 Total Median Household Income: New York DMA



Source: 2012 American Community Survey PUMS. Prepared by AARP Research