



# 50+ Hispanic Quick Facts

## Los Angeles, California



Posibilidades a tu alcance

### 2014 Population and Projected Growth to 2019

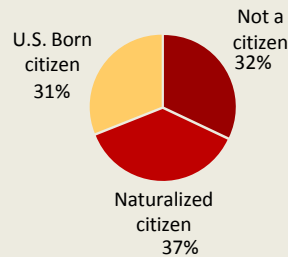
	Los Angeles DMA		Los Angeles County	
	2014	2019	2014	2019
<b>Total Population</b>				
Total	18,484,297	+4%	10,063,995	+4%
Hispanic	8,601,468	+9%	4,935,011	+7%
<b>50+ Population</b>				
Total	5,543,087	+13%	3,011,815	+12%
Hispanic	1,622,872	+24%	992,501	+21%

### Hispanic as a % of the Population 2014 & 2019

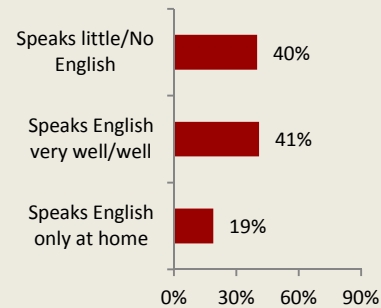
	Los Angeles DMA		Los Angeles County	
	2014	2019	2014	2019
Total population	47%	49%	49%	51%
50+ population	29%	32%	33%	35%

Source: Nielsen Pop-Facts® Advanced demographic data, 2014

### Status of 50+ Hispanic Citizenship in L.A. DMA

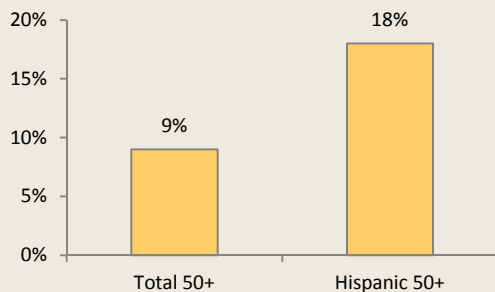


### Language Use by 50+ Hispanics in L.A. DMA



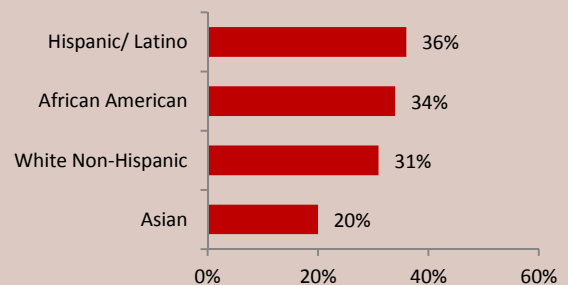
Source: 2012 American Community Survey PUMS. Prepared by AARP Research

### Grandchildren Under 18 Living in the Household: Los Angeles DMA



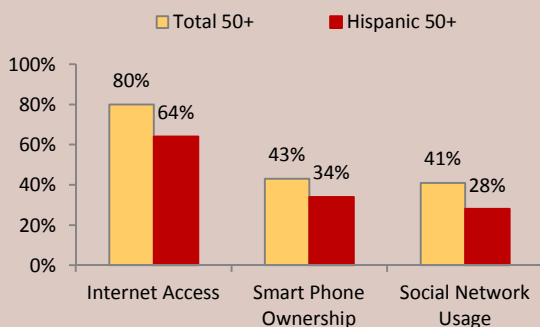
Source: 2012 American Community Survey PUMS. Prepared by AARP Research

### Prevalence of Caregiving among U.S. Adults 18+ by Race & Ethnicity



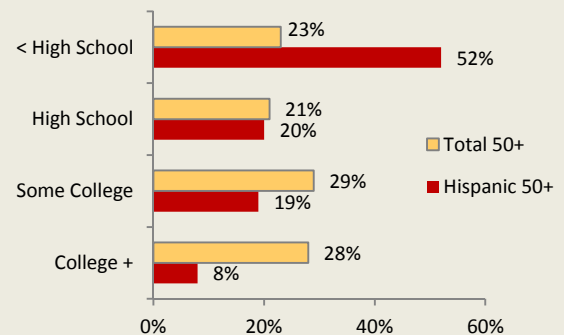
"Caregiving in the U.S. 2009," a study by the National Alliance for Caregiving in Collaboration with AARP

### Technology Use by Hispanics 50+: Los Angeles DMA



Source: Nielsen Scarborough Los Angeles 2014 Release 1

### 50+ Education: Los Angeles DMA



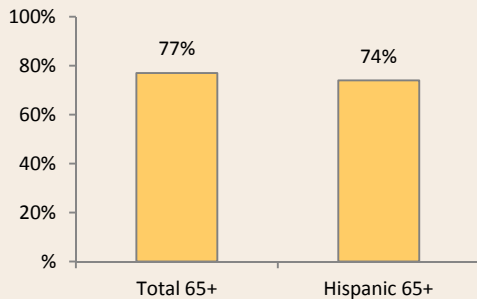
Source: 2012 American Community Survey PUMS. Prepared by AARP Research

# 50+ Hispanic Quick Facts Los Angeles, California

A snapshot of 50+ Hispanic/Latino residents in  
Los Angeles

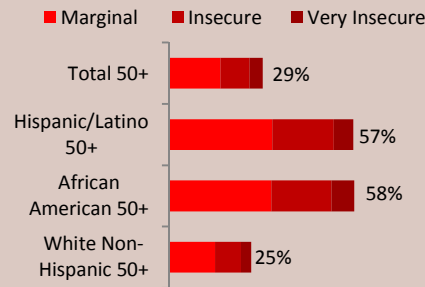


## % 65+ in Los Angeles DMA Receiving Any Social Security Income

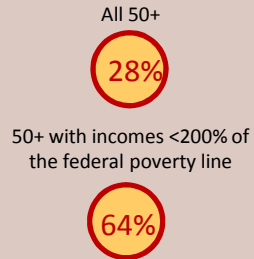


Source: 2012 American Community Survey PUMS. Prepared by AARP Research

## 50+ National Food Insecurity Rates by Race/Ethnicity



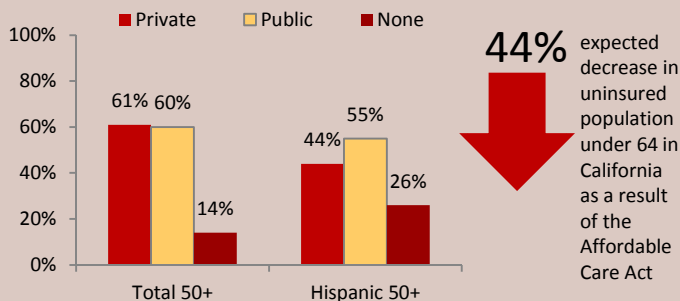
## 50+ Food Insecurity Los Angeles DMA



Food Insecurity as defined by the USDA: Limited or uncertain availability of nutritionally adequate and safe foods or limited or uncertain ability to acquire acceptable foods in socially acceptable ways.

"Food Insecurity among Older Adults," a 2011 study by AARP Foundation

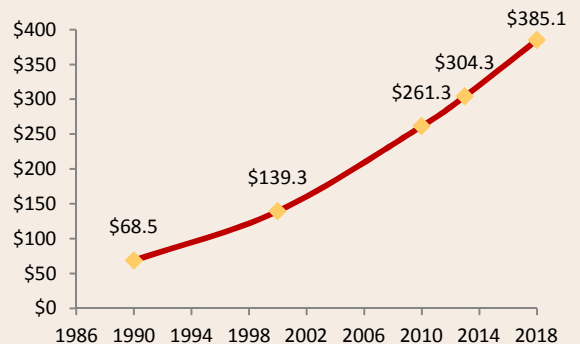
## Healthcare for Hispanics 50+: Los Angeles DMA



Source: 2012 American Community Survey PUMS. Prepared by AARP Research. (Note: data pre-dates ACA.)

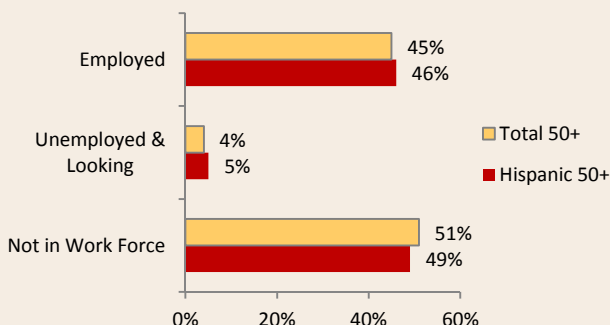
Zooming in on Health Reform 2013 (kff.org)

## Hispanic Buying Power: California (in billions)



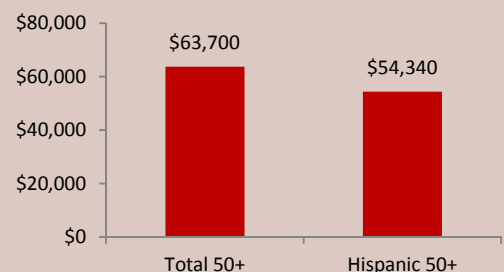
"The Multicultural Economy 2013," a study by the Selig Center for Economic Growth

## 50+ Employment: Los Angeles DMA



Source: 2012 American Community Survey PUMS. Prepared by AARP Research

## 2012 Total Median Household Income: Los Angeles DMA



Source: 2012 American Community Survey PUMS. Prepared by AARP Research