



50+ Hispanic Quick Facts Houston, Texas



Posibilidades a tu alcance

2014 Population and Projected Growth to 2019

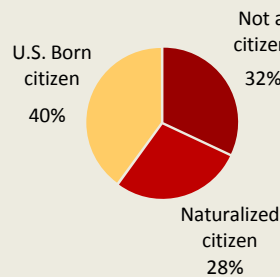
	Houston DMA		Harris County	
Total Population	2014	2019	2014	2019
Total	6,704,445	+8%	4,364,892	+8%
Hispanic	2,451,928	+16%	1,860,717	+14%
50+ Population				
Total	1,891,908	+17%	1,150,639	+18%
Hispanic	395,823	+33%	293,035	+32%

Hispanic as a % of the Population 2014 & 2019

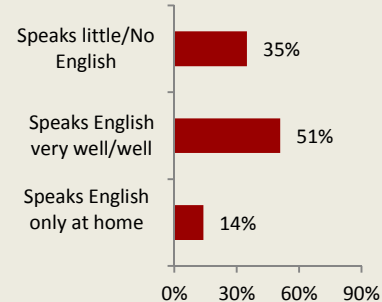
	Houston DMA		Harris County	
	2014	2019	2014	2019
Total population	37%	39%	43%	45%
50+ population	21%	24%	25%	29%

Source: Nielsen Pop-Facts® Advanced demographic data, 2014

Status of 50+ Hispanic Citizenship in Houston DMA

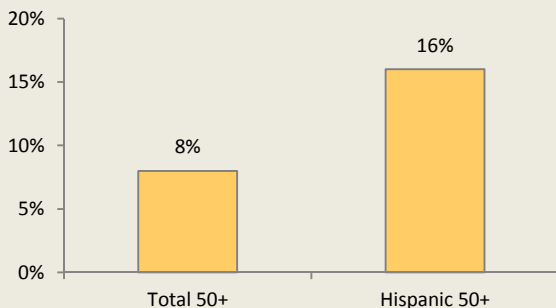


Language Use by 50+ Hispanics in Houston DMA



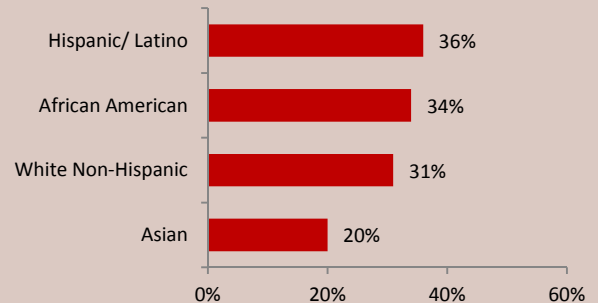
Source: 2012 American Community Survey PUMS. Prepared by AARP Research

Grandchildren Under 18 Living in the Household: Houston DMA



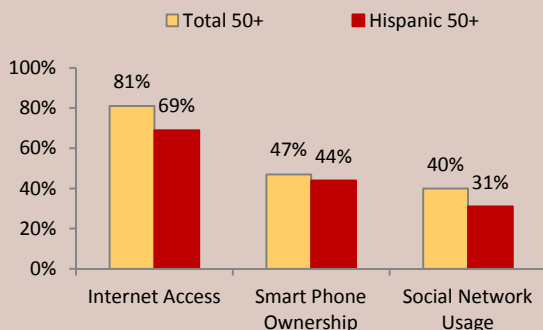
Source: 2012 American Community Survey PUMS. Prepared by AARP Research

Prevalence of Caregiving among U.S. Adults 18+ by Race & Ethnicity



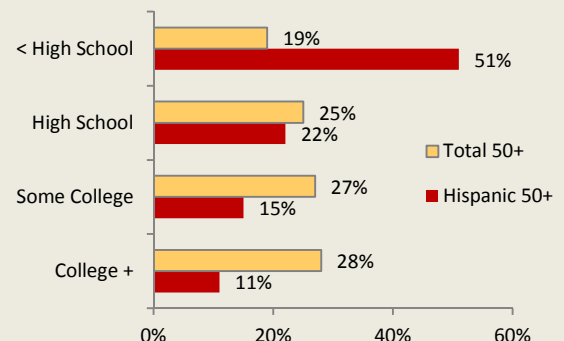
"Caregiving in the U.S. 2009," a study by the National Alliance for Caregiving in Collaboration with AARP

Technology Use by Hispanics 50+: Houston DMA



Source: Nielsen Scarborough Houston 2014 Release 1

50+ Education: Houston DMA



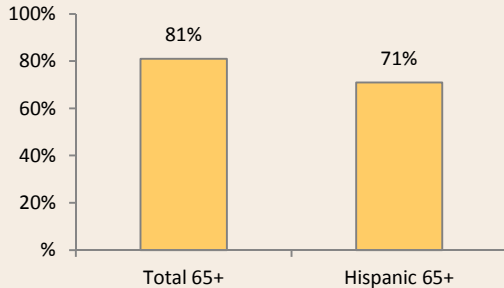
Source: 2012 American Community Survey PUMS. Prepared by AARP Research

50+ Hispanic Quick Facts: Houston, Texas

A snapshot of 50+ Hispanic/Latino residents in Houston

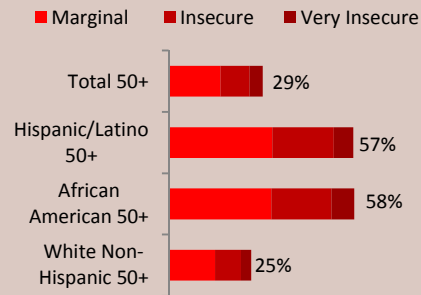


% 65+ in Houston DMA Receiving Any Social Security Income

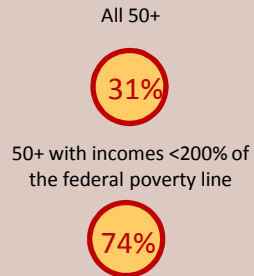


Source: 2012 American Community Survey PUMS. Prepared by AARP Research

50+ National Food Insecurity Rates by Race/Ethnicity



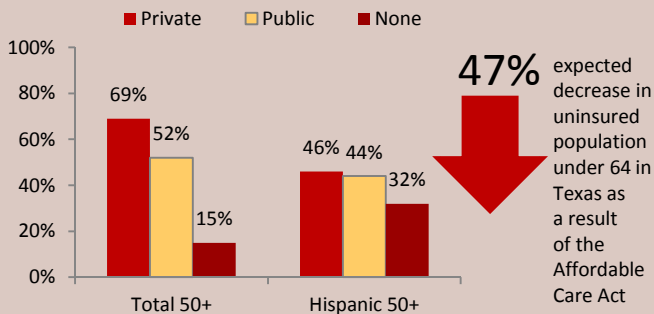
50+ Food Insecurity Houston DMA



Food Insecurity as defined by the USDA: Limited or uncertain availability of nutritionally adequate and safe foods or limited or uncertain ability to acquire acceptable foods in socially acceptable ways.

"Food Insecurity among Older Adults," a 2011 study by AARP Foundation

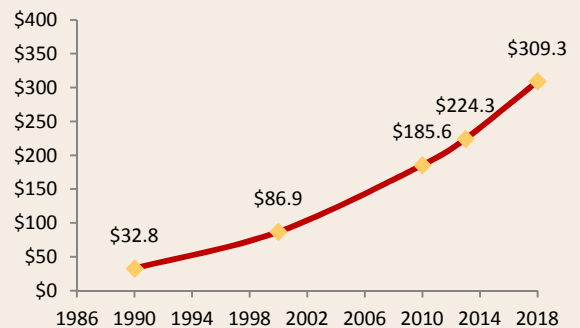
Healthcare for Hispanics 50+: Houston DMA



Source: 2012 American Community Survey PUMS. Prepared by AARP Research. (Note: data pre-dates ACA.)

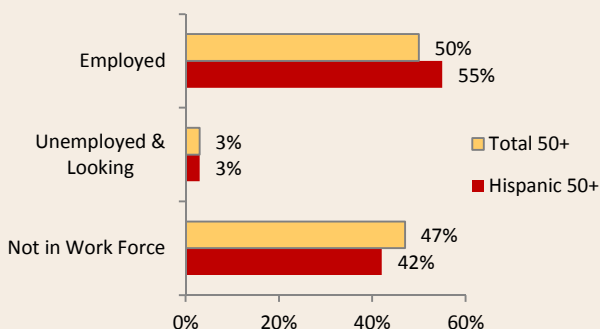
Zooming in on Health Reform 2013 (kff.org)

Hispanic Buying Power: Texas (in billions)



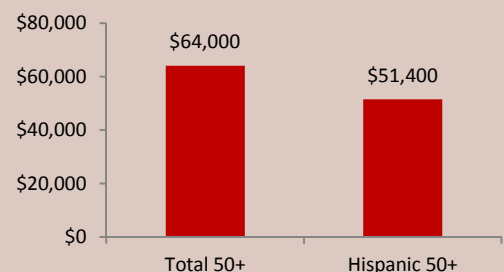
"The Multicultural Economy 2013," a study by the Selig Center for Economic Growth

50+ Employment: Houston DMA



Source: 2012 American Community Survey PUMS. Prepared by AARP Research

2012 Total Median Household Income: Houston DMA



Source: 2012 American Community Survey PUMS. Prepared by AARP Research