



50+ Hispanic Quick Facts

Denver, Colorado



Posibilidades a tu alcance

2014 Population and Projected Growth to 2019

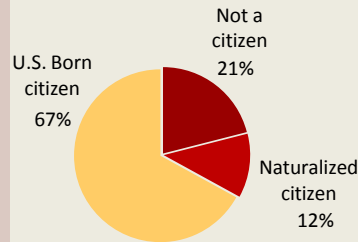
	Denver DMA		Denver County	
	2014	2019	2014	2019
Total Population				
Total	4,251,573	+7%	657,946	+10%
Hispanic	913,634	+13%	209,805	+10%
50+ Population				
Total	1,343,808	+15%	179,888	+17%
Hispanic	148,332	+25%	35,517	+19%

Hispanic as a % of the Population 2014 & 2019

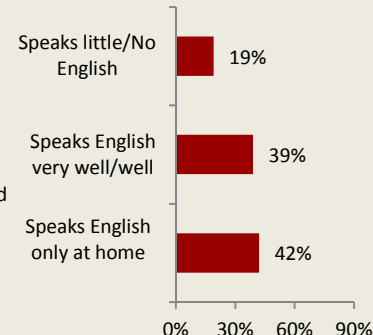
	Denver DMA		Denver County	
	2014	2019	2014	2019
Total population	21%	23%	32%	32%
50+ population	11%	12%	20%	20%

Source: Nielsen Pop-Facts® Advanced demographic data, 2014

Status of 50+ Hispanic Citizenship Denver DMA

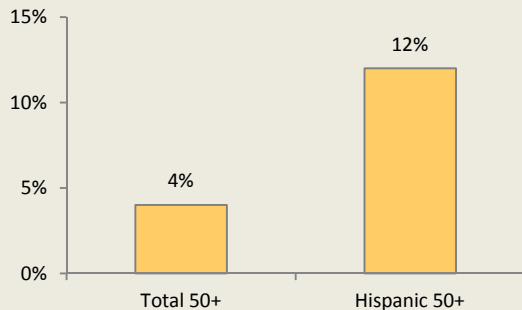


Language Use by 50+ Hispanics in Denver DMA



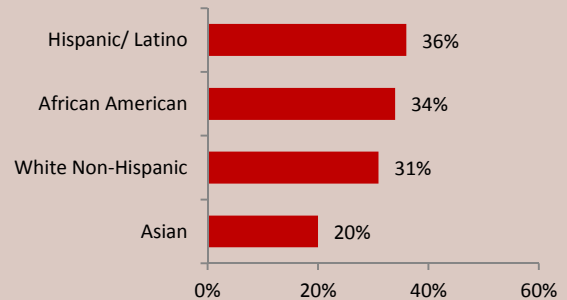
Source: 2012 American Community Survey PUMS. Prepared by AARP Research

Grandchildren Under 18 Living in the Household: Denver DMA



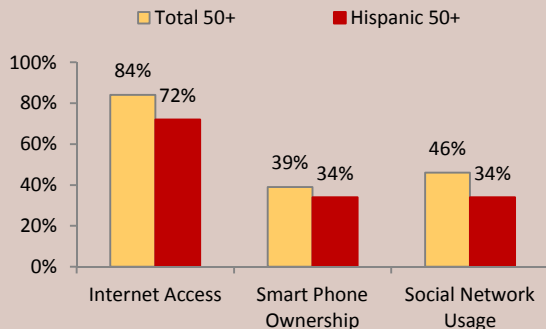
Source: 2012 American Community Survey PUMS. Prepared by AARP Research

Prevalence of Caregiving among U.S. Adults 18+ by Race & Ethnicity



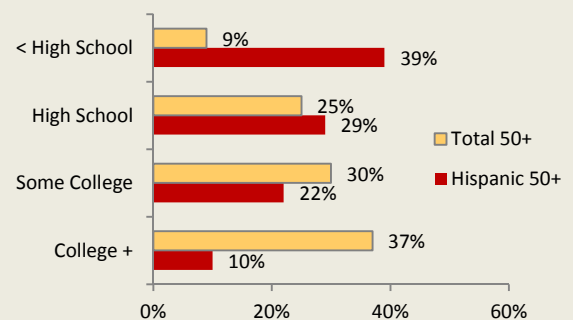
"Caregiving in the U.S. 2009," a study by the National Alliance for Caregiving in Collaboration with AARP

Technology Use by Hispanics 50+: Denver DMA



Source: Nielsen Scarborough Denver 2014 Release 1

50+ Education: Denver DMA



Source: 2012 American Community Survey PUMS. Prepared by AARP Research

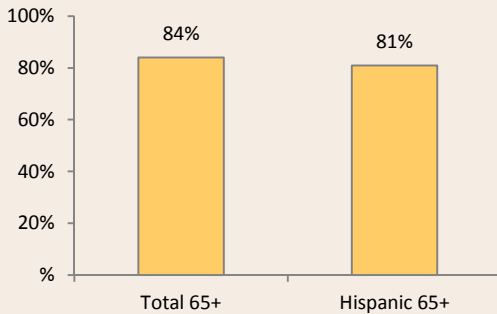
50+ Hispanic Quick Facts Denver, Colorado

A snapshot of 50+ Hispanic/Latino residents in Denver



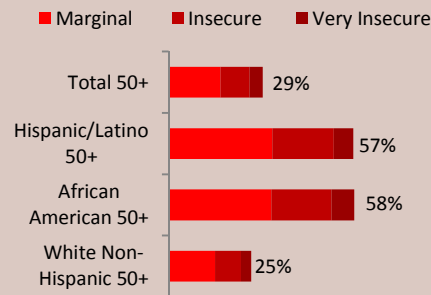
Posibilidades a tu alcance

% 65+ in Denver DMA Receiving Any Social Security Income

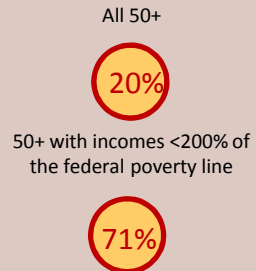


Source: 2012 American Community Survey PUMS. Prepared by AARP Research

50+ National Food Insecurity Rates by Race/Ethnicity



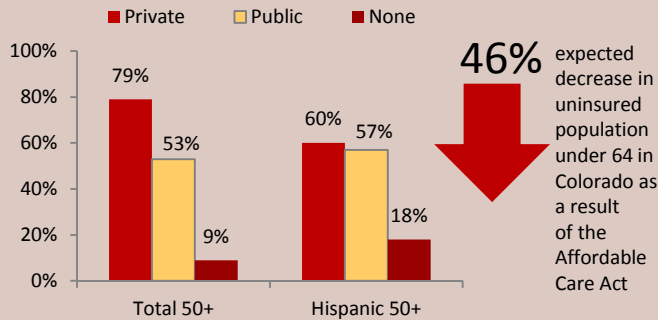
50+ Food Insecurity Denver DMA



Food Insecurity as defined by the USDA: Limited or uncertain availability of nutritionally adequate and safe foods or limited or uncertain ability to acquire acceptable foods in socially acceptable ways.

"Food Insecurity among Older Adults," a 2011 study by AARP Foundation

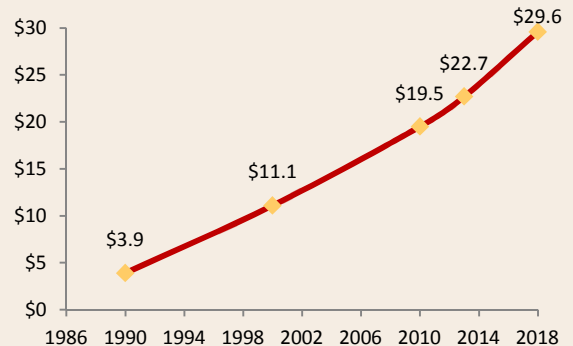
Healthcare for Hispanics 50+: Denver DMA



Source: 2012 American Community Survey PUMS. Prepared by AARP Research. (Note: data pre-dates ACA.)

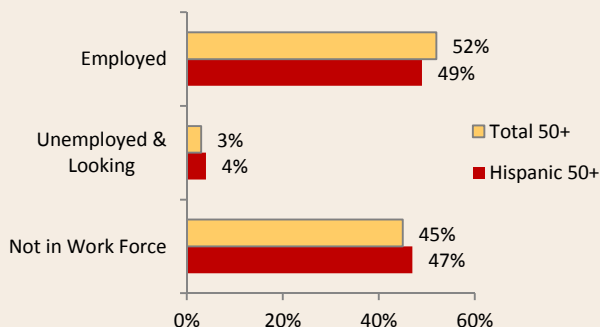
Zooming in on Health Reform 2013 (kff.org)

Hispanic Buying Power: Colorado (in billions)



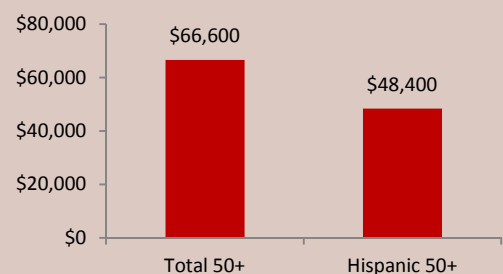
"The Multicultural Economy 2013," a study by the Selig Center for Economic Growth

50+ Employment: Denver DMA



Source: 2012 American Community Survey PUMS. Prepared by AARP Research

2012 Total Median Household Income: Denver DMA



Source: 2012 American Community Survey PUMS. Prepared by AARP Research