



# 50+ Hispanic Quick Facts

## Chicago, Illinois



Posibilidades a tu alcance

### 2014 Population and Projected Growth to 2019

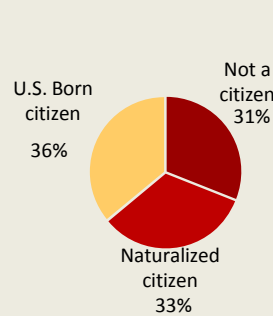
	Chicago DMA		Cook County	
Total Population	2014	2019	2014	2019
Total	9,724,273	+1%	5,253,507	+1%
Hispanic	2,112,326	+9%	1,337,480	+9%
<b>50+ Population</b>				
Total	3,102,980	+8%	1,649,563	+7%
Hispanic	342,046	+25%	233,628	+24%

### Hispanics as a % of the Population 2014 & 2019


	Chicago DMA		Cook County	
	2014	2019	2014	2019
Total population	22%	24%	25%	27%
50+ population	11%	13%	14%	16%

Source: Nielsen Pop-Facts® Advanced demographic data, 2014

### Status of 50+ Hispanic Citizenship Chicago DMA

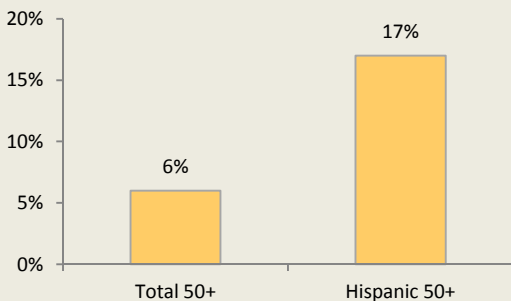


### Language Use by 50+ Hispanics in Chicago DMA



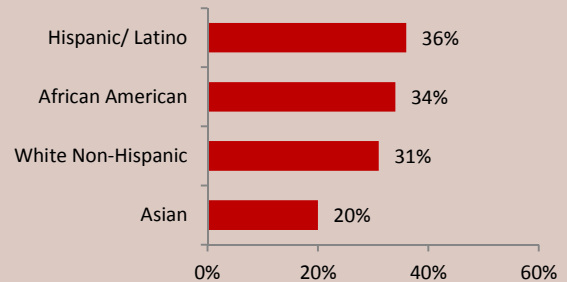
Source: 2012 American Community Survey PUMS. Prepared by AARP Research

### Grandchildren Under 18 Living in the Household: Chicago DMA



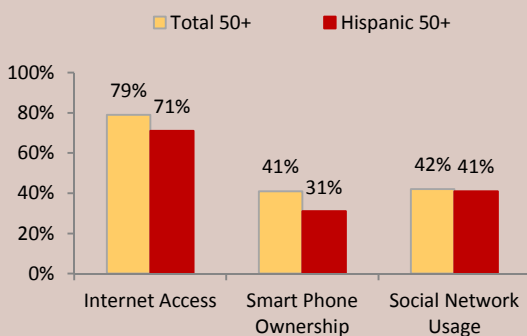
Source: 2012 American Community Survey PUMS. Prepared by AARP Research

### Prevalence of Caregiving among U.S. Adults 18+ by Race & Ethnicity



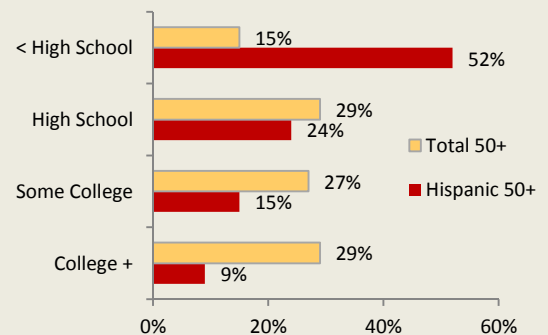
"Caregiving in the U.S. 2009," a study by the National Alliance for Caregiving in Collaboration with AARP

### Technology Use by Hispanics 50+: Chicago DMA



Source: Nielsen Scarborough Chicago & Chicago Hispanic 2014 Releases 1

### 50+ Education: Chicago DMA



Source: 2012 American Community Survey PUMS. Prepared by AARP Research

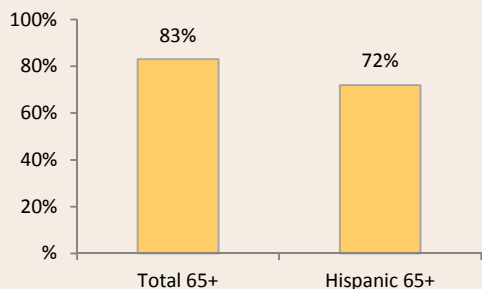
# 50+ Hispanic Quick Facts Chicago, Illinois

A snapshot of 50+ Hispanic/Latino residents in Chicago



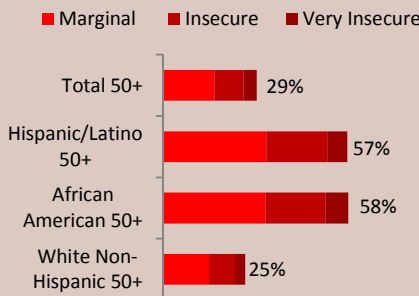
Posibilidades a tu alcance

## % 65+ in Chicago DMA Receiving Any Social Security Income

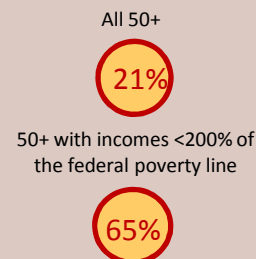


Source: 2012 American Community Survey PUMS. Prepared by AARP Research

## 50+ National Food Insecurity Rates by Race/Ethnicity



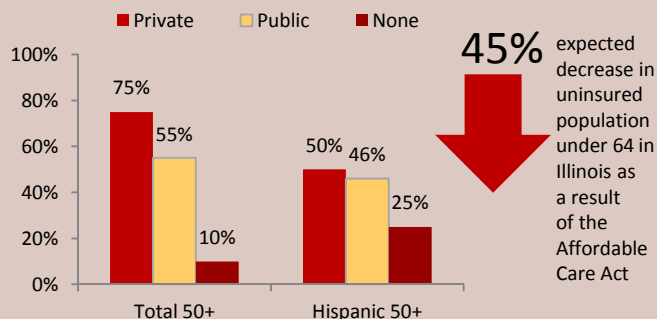
## 50+ Food Insecurity Chicago DMA



Food Insecurity as defined by the USDA: Limited or uncertain availability of nutritionally adequate and safe foods or limited or uncertain ability to acquire acceptable foods in socially acceptable ways.

"Food Insecurity among Older Adults," a 2011 study by AARP Foundation

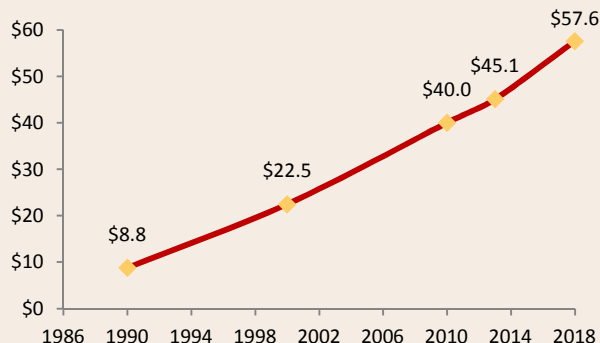
## Healthcare for Hispanics 50+: Chicago DMA



Source: 2012 American Community Survey PUMS. Prepared by AARP Research. (Note: data pre-dates ACA.)

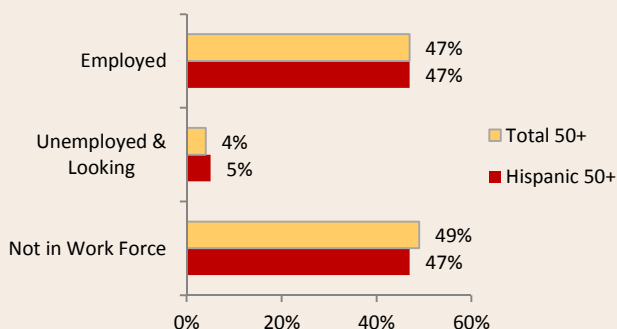
Zooming in on Health Reform 2013 (kff.org)

## Hispanic Buying Power: Illinois (in billions)



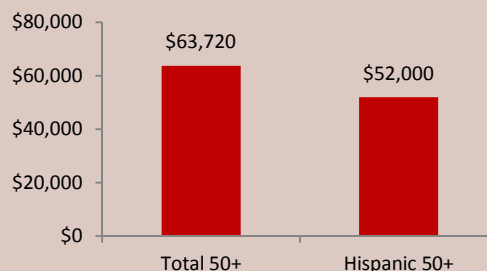
"The Multicultural Economy 2013," a study by the Selig Center for Economic Growth

## 50+ Employment: Chicago DMA



Source: 2012 American Community Survey PUMS. Prepared by AARP Research

## 2012 Total Median Household Income: Chicago DMA



Source: 2012 American Community Survey PUMS. Prepared by AARP Research