



50+ African American Quick Facts

New York, New York



2014 Population and Projected Growth to 2019

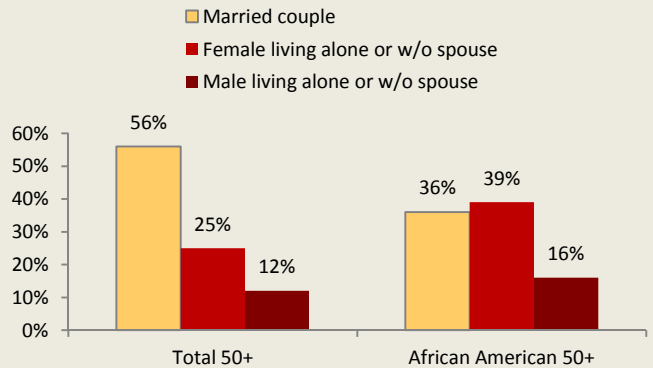
	New York DMA		New York City	
	2014	2019	2014	2019
Total Population				
Total	21,292,767	+2%	8,436,104	+3%
African American	3,611,036	+2%	2,101,035	+0%
50+ Population				
Total	7,232,792	+10%	2,632,366	+11%
African American	1,097,458	+11%	657,921	+8%

African American as a % of the Population 2014 & 2019

	New York DMA		New York City	
	2014	2019	2014	2019
Total population	17%	17%	25%	24%
50+ population	15%	15%	25%	24%

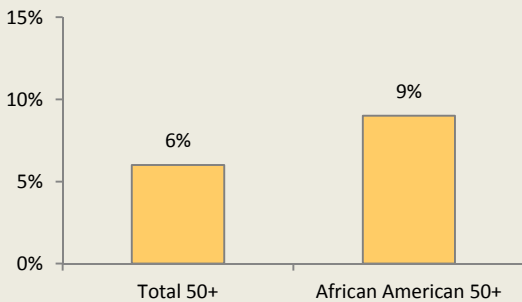
Source: Nielsen Pop-Facts® Advanced demographic data, 2014

New York DMA 50+ Household Type



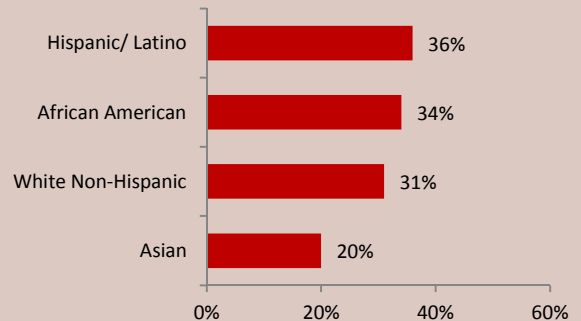
Source: 2012 American Community Survey PUMS. Prepared by AARP Research

Grandchildren Under 18 Living in the Household: New York DMA



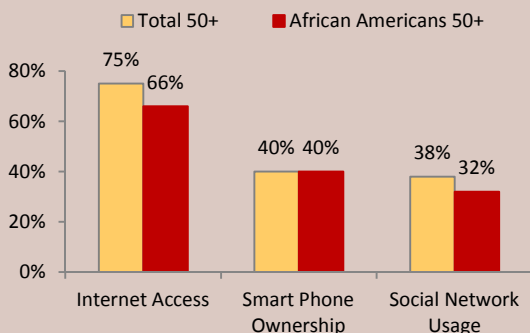
Source: 2012 American Community Survey PUMS. Prepared by AARP Research

Prevalence of Caregiving among U.S. Adults 18+ by Race & Ethnicity



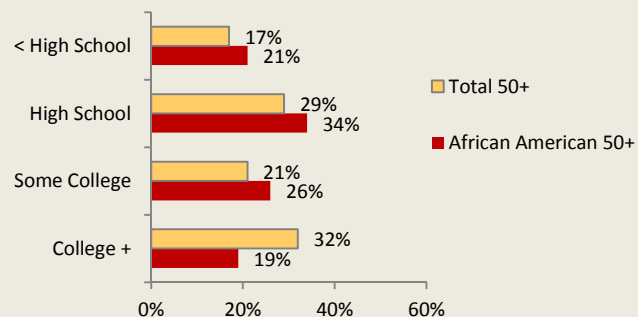
"Caregiving in the U.S. 2009," a study by the National Alliance for Caregiving in Collaboration with AARP

Technology Use by African Americans 50+: New York DMA



Source: Nielsen Scarborough New York DMA 2014 Release 1

50+ Education: New York DMA



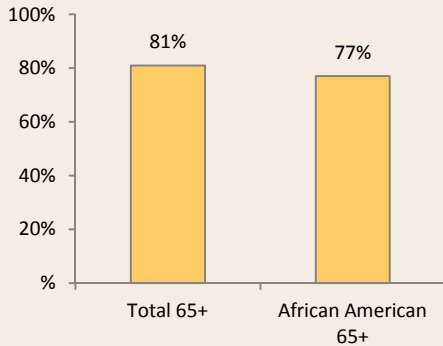
Source: 2012 American Community Survey PUMS. Prepared by AARP Research

50+ African American Quick Facts New York, New York

A snapshot of 50+ African American/Black residents in New York

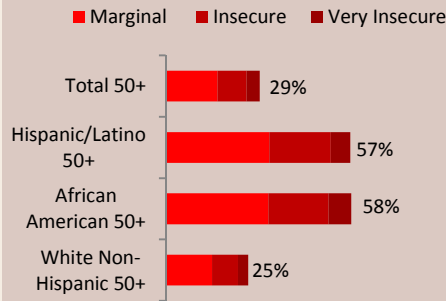


% 65+ in New York DMA Receiving Any Social Security Income

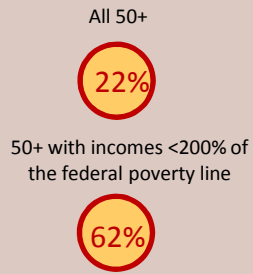


Source: 2012 American Community Survey PUMS. Prepared by AARP Research

50+ National Food Insecurity Rates by Race/Ethnicity



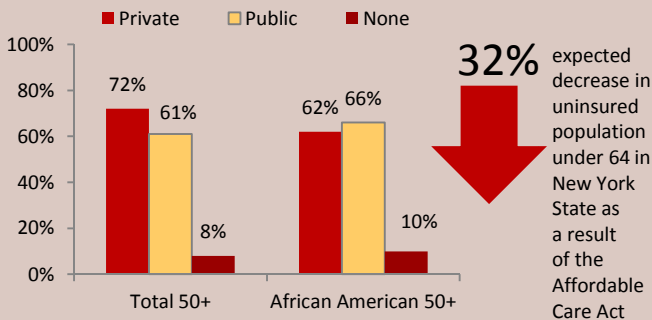
50+ Food Insecurity New York DMA



Food Insecurity as defined by the USDA: Limited or uncertain availability of nutritionally adequate and safe foods or limited or uncertain ability to acquire acceptable foods in socially acceptable ways.

"Food Insecurity among Older Adults," a 2011 study by AARP Foundation

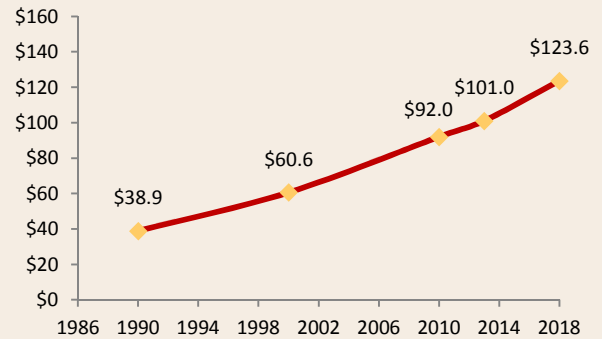
Healthcare for African Americans 50+: New York DMA



Source: 2012 American Community Survey PUMS. Prepared by AARP Research. (Note: data pre-dates ACA.)

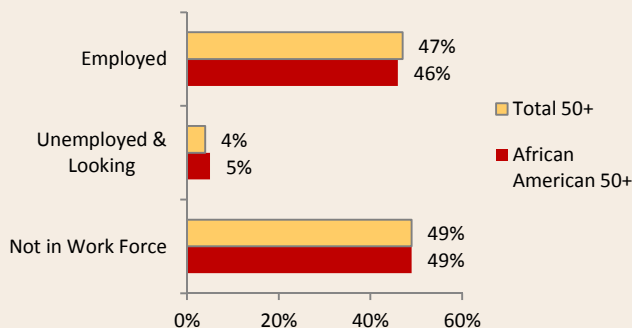
Zooming in on Health Reform 2013 (kff.org)

African American Buying Power: New York State (in billions)



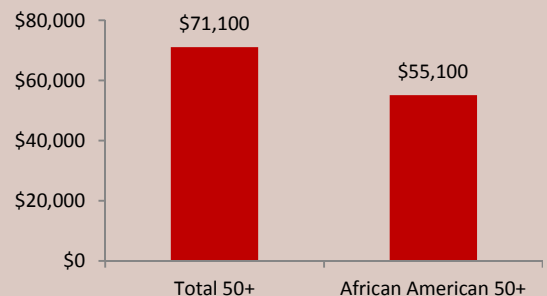
"The Multicultural Economy 2013," a study by the Selig Center for Economic Growth

50+ Employment: New York DMA



Source: 2012 American Community Survey PUMS. Prepared by AARP Research

2012 Total Median Household Income: New York DMA



Source: 2012 American Community Survey PUMS. Prepared by AARP Research