



50+ African American Quick Facts

Los Angeles, California



2014 Population and Projected Growth to 2019

	Los Angeles DMA		Los Angeles County	
	2014	2019	2014	2019
Total Population				
Total	18,484,297	+4%	10,063,995	+4%
African American	1,254,165	+0%	842,689	-2%

50+ Population

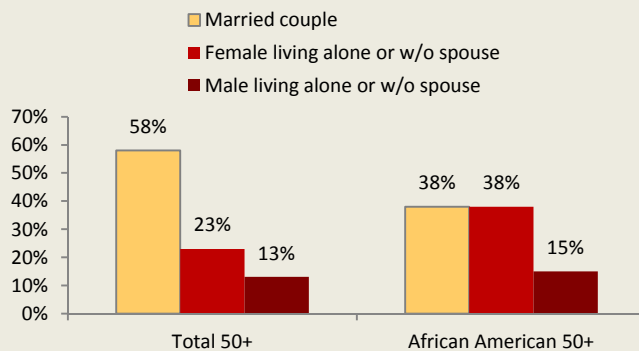
	Los Angeles DMA		Los Angeles County	
	2014	2019	2014	2019
Total	5,543,087	+13%	3,011,815	+12%
African American	385,060	+10%	278,310	+7%

African American as a % of the Population 2014 & 2019

	Los Angeles DMA		Los Angeles County	
	2014	2019	2014	2019
Total population	7%	7%	8%	8%
50+ population	7%	7%	9%	9%

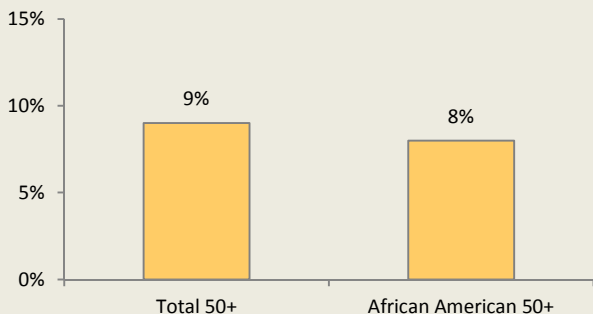
Source: Nielsen Pop-Facts® Advanced demographic data, 2014

Los Angeles DMA 50+ Household Types



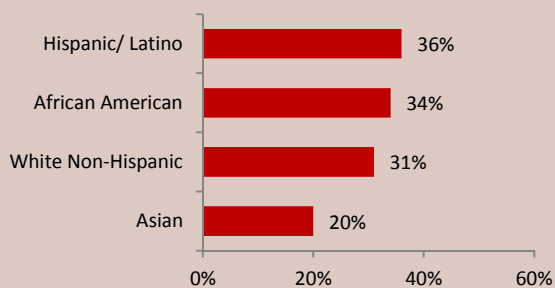
Source: 2012 American Community Survey PUMS. Prepared by AARP Research

Grandchildren Under 18 Living in the Household: Los Angeles DMA



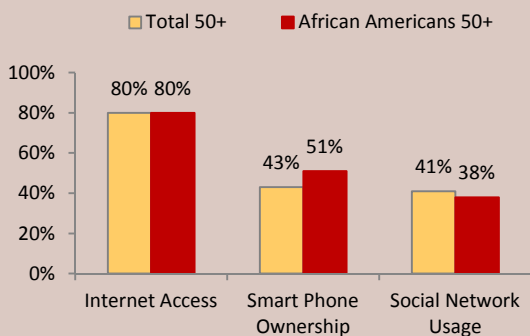
Source: 2012 American Community Survey PUMS. Prepared by AARP Research

Prevalence of Caregiving among U.S. Adults 18+ by Race & Ethnicity



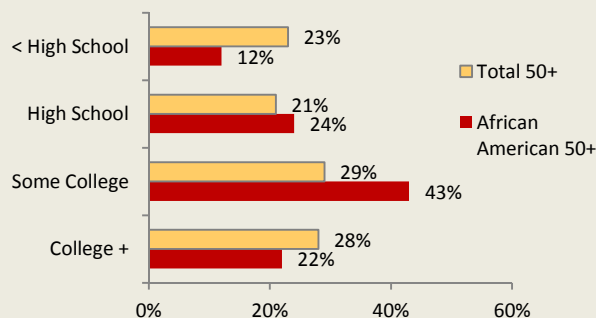
"Caregiving in the U.S. 2009," a study by the National Alliance for Caregiving in Collaboration with AARP

Technology Use by African Americans 50+: Los Angeles DMA



Source: Nielsen Scarborough Los Angeles 2014 Release 1

50+ Education: Los Angeles DMA



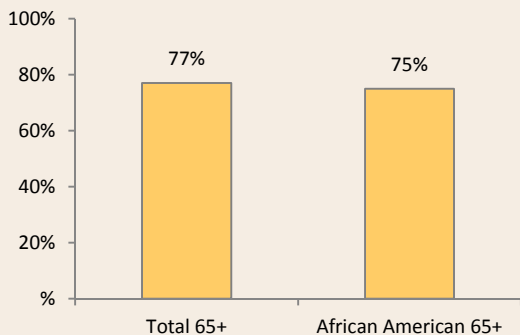
Source: 2012 American Community Survey PUMS. Prepared by AARP Research

50+ African American Quick Facts Los Angeles, California

A snapshot of 50+ African American/Black residents in Los Angeles

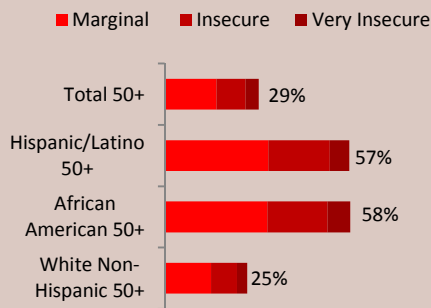


% 65+ in Los Angeles DMA Receiving Any Social Security Income

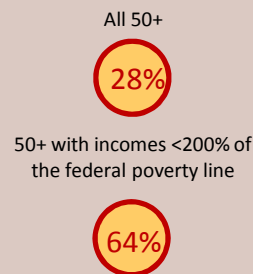


Source: 2012 American Community Survey PUMS. Prepared by AARP Research

50+ National Food Insecurity Rates by Race/Ethnicity



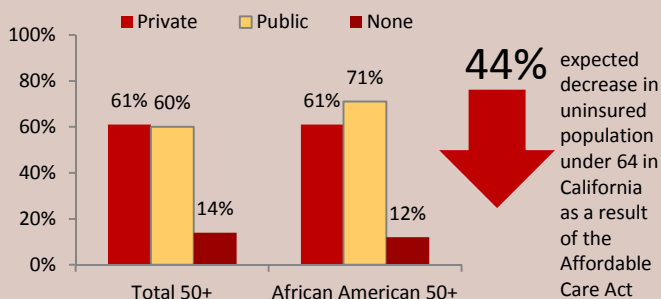
50+ Food Insecurity Los Angeles DMA



Food Insecurity as defined by the USDA: Limited or uncertain availability of nutritionally adequate and safe foods or limited or uncertain ability to acquire acceptable foods in socially acceptable ways.

"Food Insecurity among Older Adults," a 2011 study by AARP Foundation

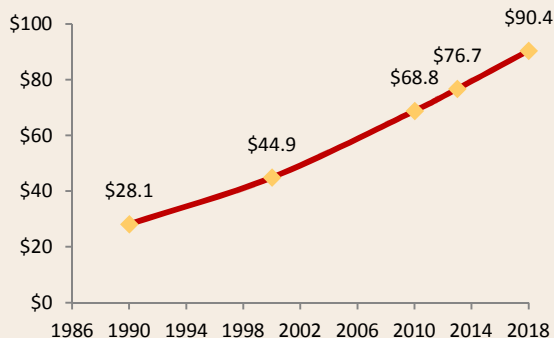
Healthcare for African Americans 50+: Los Angeles DMA



Source: 2012 American Community Survey PUMS. Prepared by AARP Research. (Note: data pre-dates ACA.)

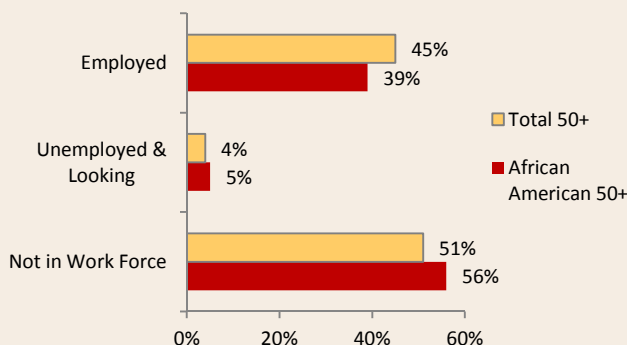
Zooming in on Health Reform 2013 (kff.org)

Total African American Buying Power: California (in billions)



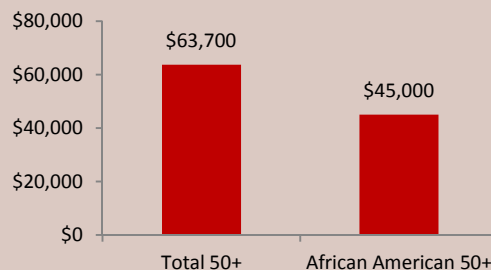
"The Multicultural Economy 2013," a study by the Selig Center for Economic Growth

50+ Employment: Los Angeles DMA



Source: 2012 American Community Survey PUMS. Prepared by AARP Research

2012 Total Median Household Income: Los Angeles DMA



Source: 2012 American Community Survey PUMS. Prepared by AARP Research