



50+ African American Quick Facts

Chicago, Illinois



2014 Population and Projected Growth to 2019

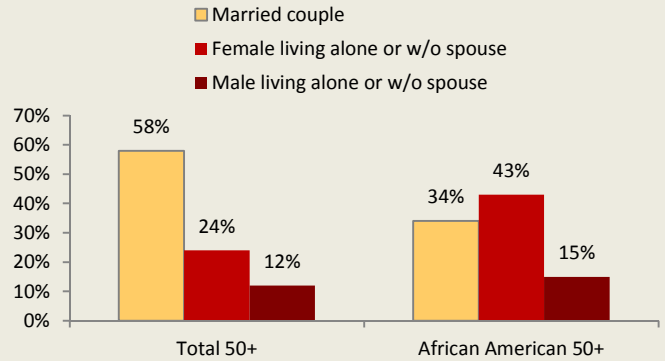
	Chicago DMA		Cook County	
	2014	2019	2014	2019
Total Population				
Total	9,724,273	+1%	5,253,507	+1%
African American	1,643,094	-2%	1,254,101	-4%
50+ Population				
Total	3,102,980	+8%	1,649,563	+7%
African American	486,239	+3%	392,492	+2%

African American as a % of the Population 2014 & 2019

	Chicago DMA		Cook County	
	2014	2019	2014	2019
Total population	17%	16%	24%	23%
50+ population	16%	15%	24%	23%

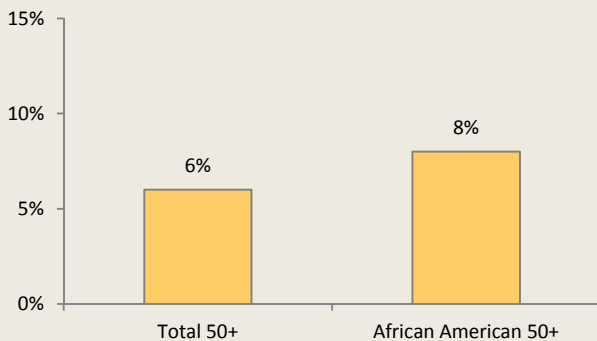
Source: Nielsen Pop-Facts® Advanced demographic data, 2014

Chicago DMA 50+ Household Type



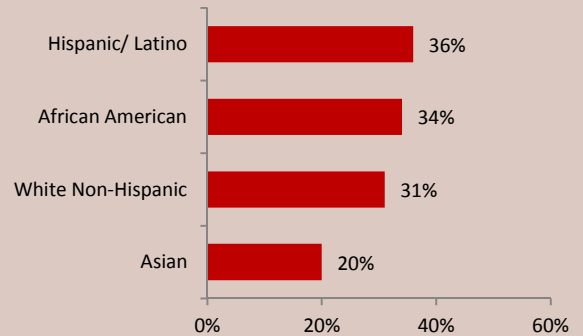
Source: 2012 American Community Survey PUMS. Prepared by AARP Research

Grandchildren Under 18 Living in the Household: Chicago DMA



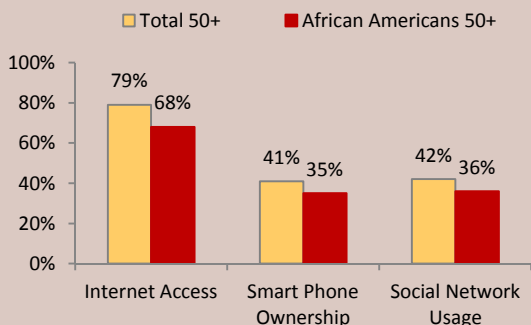
Source: 2012 American Community Survey PUMS. Prepared by AARP Research

Prevalence of Caregiving among U.S. Adults 18+ by Race & Ethnicity



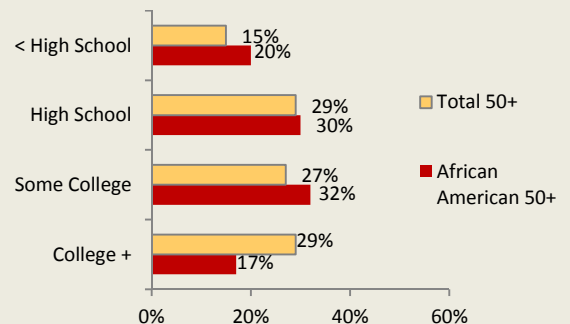
"Caregiving in the U.S. 2009," a study by the National Alliance for Caregiving in Collaboration with AARP

Technology Use by African Americans 50+: Chicago DMA



Source: Nielsen Scarborough Chicago 2014 Release 1

50+ Education: Chicago DMA



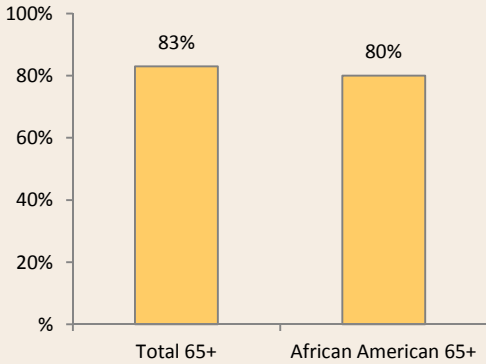
Source: 2012 American Community Survey PUMS. Prepared by AARP Research

African American Quick Facts Chicago, Illinois

A snapshot of 50+ African American/Black residents in Chicago

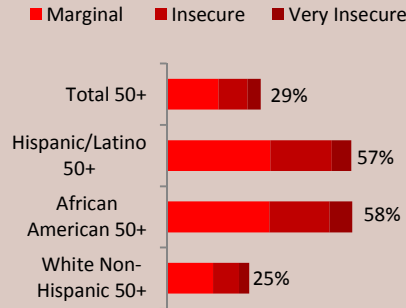


% 65+ in Chicago DMA Receiving Any Social Security Income

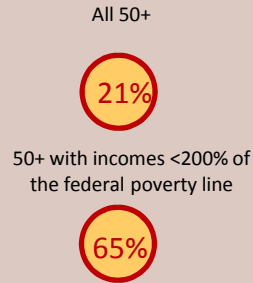


Source: 2012 American Community Survey PUMS. Prepared by AARP Research

50+ National Food Insecurity Rates by Race/Ethnicity



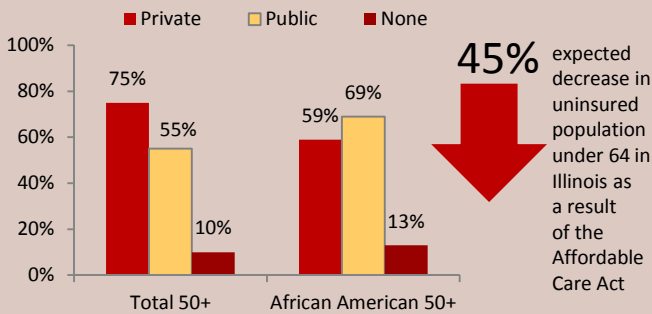
50+ Food Insecurity Chicago DMA



Food Insecurity as defined by the USDA: Limited or uncertain availability of nutritionally adequate and safe foods or limited or uncertain ability to acquire acceptable foods in socially acceptable ways.

"Food Insecurity among Older Adults," a 2011 study by AARP Foundation

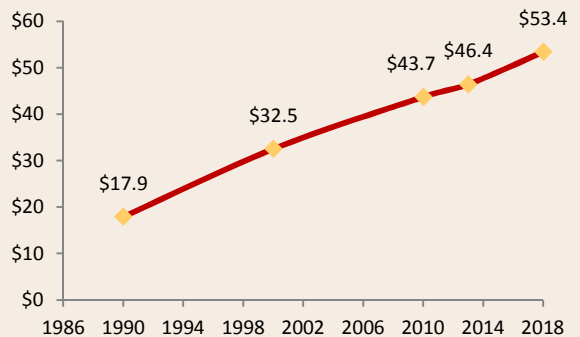
Healthcare for African Americans 50+: Chicago DMA



Source: 2012 American Community Survey PUMS. Prepared by AARP Research. (Note: data pre-dates ACA.)

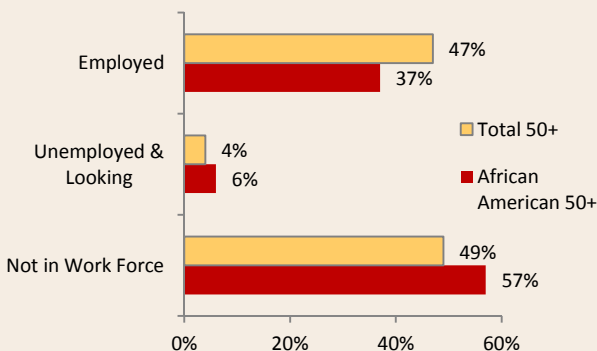
Zooming in on Health Reform 2013 (kff.org)

African American Buying Power: Illinois (in billions)



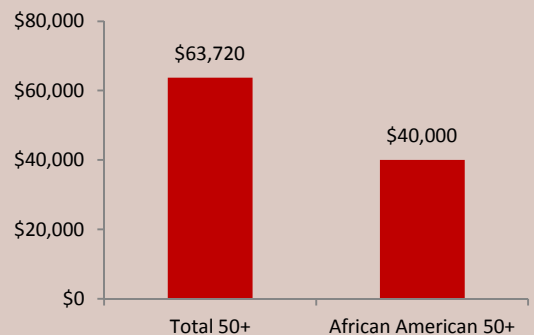
"The Multicultural Economy 2013," a study by the Selig Center for Economic Growth

50+ Employment: Chicago DMA



Source: 2012 American Community Survey PUMS. Prepared by AARP Research

2012 Total Median Household Income: Chicago DMA



Source: 2012 American Community Survey PUMS. Prepared by AARP Research