


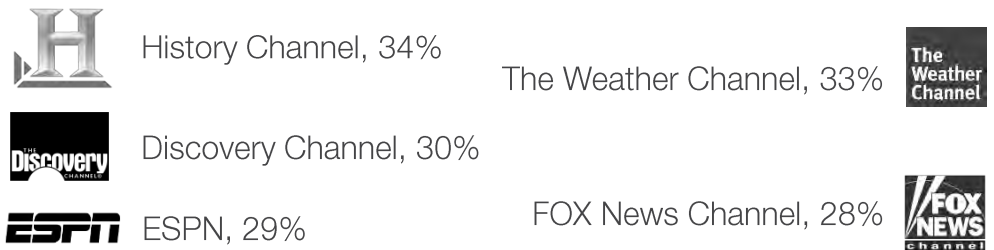


of adults age 50+ watch TV weekly

- 86% have viewed **cable** television weekly
- 15% have viewed **premium cable** channel television (HBO, Showtime)

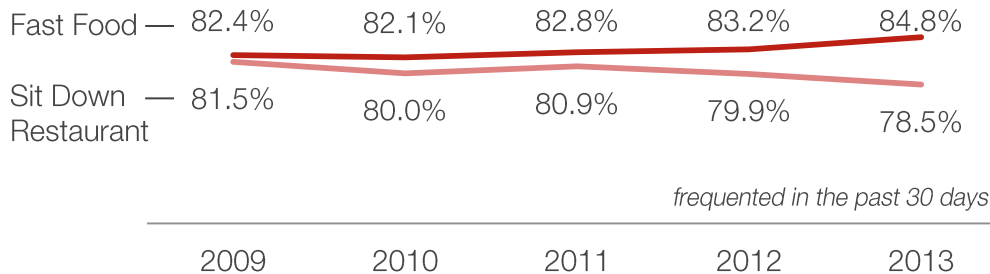


## Most Watched Cable Networks (Weekly viewing)



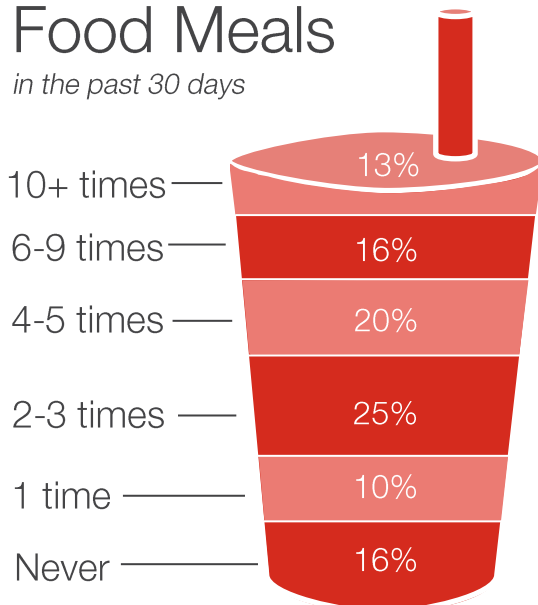
Adults ages 70+ are more likely to watch The Weather Channel (38%) & FOX News Channel (35%) than those in their 50s or 60s

## Eating Out



## Frequency of Fast Food Meals

*in the past 30 days*



## Adults Age 50+ Are Most Likely to Enjoy\*...

- Chinese (35%)
- Mexican (27%)
- Pizza (26%)
- Italian (20%)
- Steakhouse (17%)

*\*types of restaurants frequented in the past 30 days*

**11%** Have been to a **coffee shop** in the past 30 days

## INTERESTS & ENTERTAINMENT

This is the second of a six-part series focusing on Americans age 50 and older and how they live their lives. Additional information and more fact sheets can be found on our website at [aarp.org/research/surveys](http://aarp.org/research/surveys).

## Event Attendance

*attended in the past 12 months*

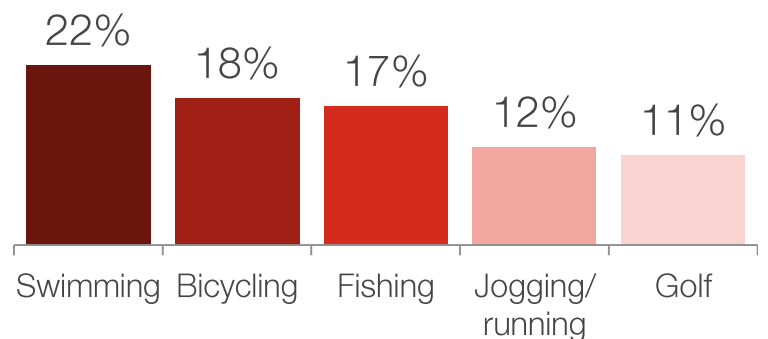
- **30%** attended a **professional sports event**
- **20%** attended **live theatre**
- **17%** have been to the **zoo**
- **11%** have gone to a **music concert**
  - **8%** went to a rock concert
  - **8%** went to a country music concert
  - **8%** went to the symphony/opera

## 52% Garden



## Sports Activities

*played in the past 12 months*



## Casinos



*attended in the past 12 months*



The percentage of adults age 50+ who have been to a **casino in the past year** is slowly decreasing.