

Issues Facing NYC

Hispanic/Latino 50+ Voters

29% of Total Population
(2,478,396 people)

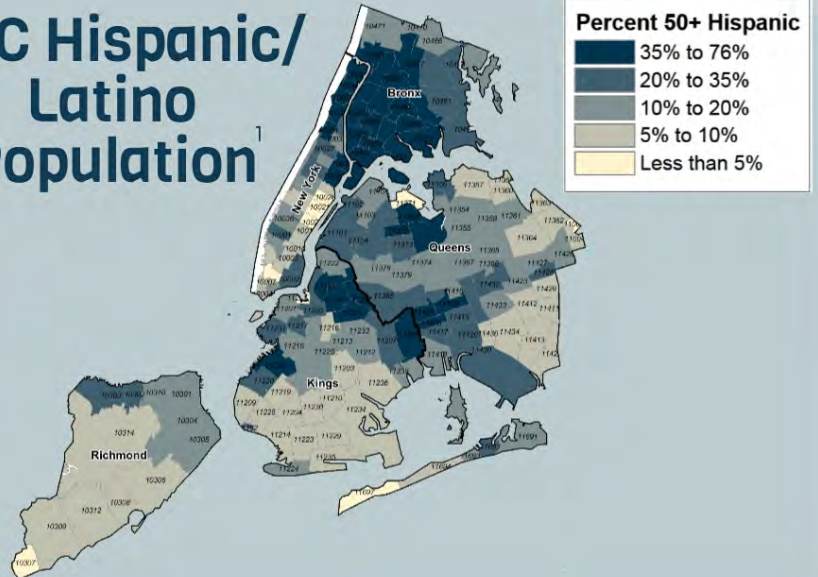


23% of 50+ Population
(609,277 people)



■ Hispanic/Latino

NYC Hispanic/Latino Population



Top Priorities



% saying each should be a "top" or "high" priority for NYC elected officials:

63%



Protect consumers from fraud

61%



Support family caregivers

56%



Support older workers

53%

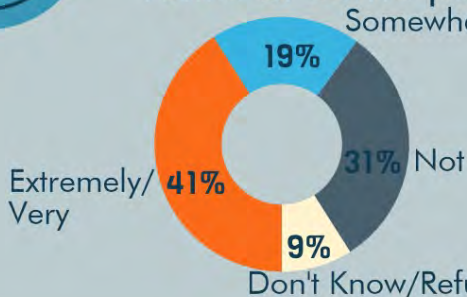


Promote age friendly NYC

Retirement Confidence & "Boomer Flight"



"How confident are you that you will be able to retire at some point?"



49% of 50-64 yr olds

are at least "somewhat likely" to leave NYC in retirement or as they age



Age Discrimination at Work



Nearly half have experienced or witnessed age discrimination in the workplace

61% Are extremely/very concerned about workplace age discrimination




- 27% not being hired because of age
- other age discrimination

Housing & Utilities Affordability Concerns



65% Of renters are extremely/very concerned about being able to afford their rent in the future

Lack of affordable housing is a:



Are extremely/very concerned about future ability to afford utilities

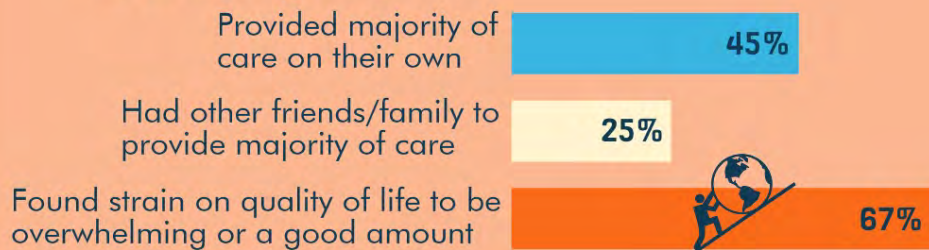


Family Caregiving



35% are current or recent family caregivers

% of caregivers who:



Pedestrian Safety



"Major" problems:

- STOP** Cars not yielding to pedestrians
- STOP** Lights timed too fast for safe pedestrian crossing
- STOP** Sidewalks too narrow, poorly lit, need repair or don't exist

