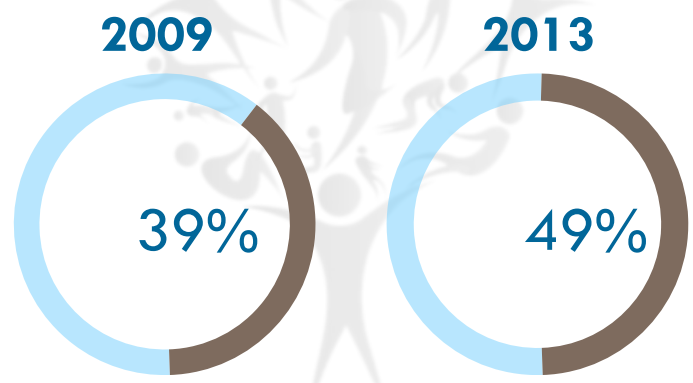


Americans' Job Experiences

For most Americans, employment is their primary source of income. As part of AARP Bulletin's polling series, AARP Research fielded a short telephone survey among 1,109 individuals ages 45 & older to assess their degree of uncertainty about their jobs. We then compared those experiences to our findings from the same poll conducted in 2009.

More Older Adults Are Secure in Their Jobs This Year Compared to 2009

Percentage of Those Saying They're "Not At All Likely" to Be Eliminated in the Next Year



Looking For Employment

Employment-related experiences in the past year

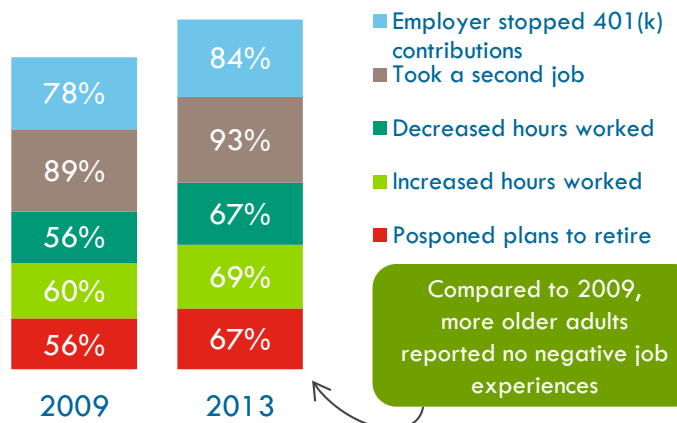


Only **15%** of Americans looked for a new job due to uncertainty in their current jobs

Younger respondents were more likely to look for a new job in the past year than those 55-64 or 65+

Negative Employment Experiences Are Down Compared to 2009

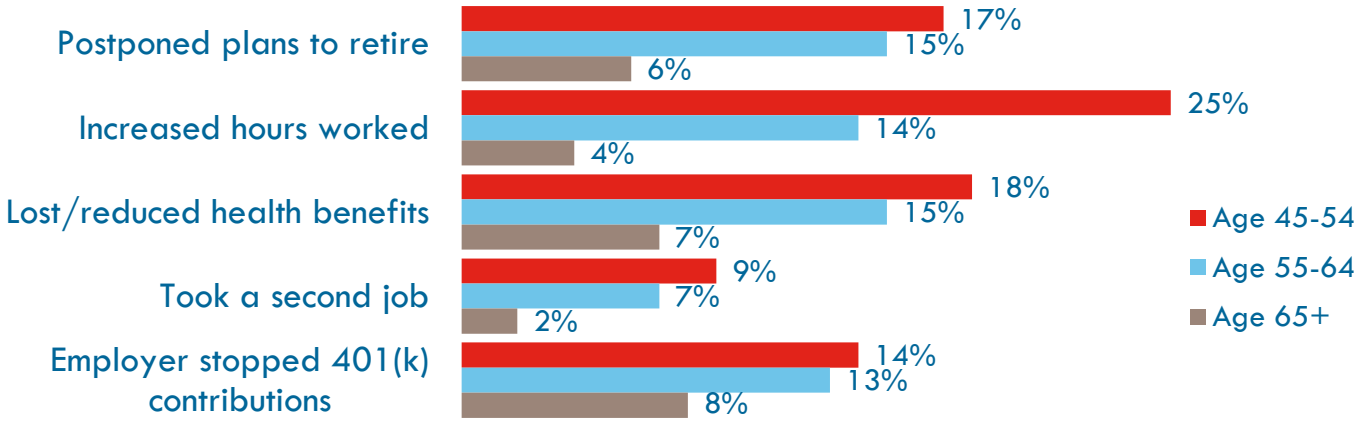
Percentage Who DID NOT Experience a Negative Event



Compared to 2009, more older adults reported no negative job experiences

Adults Age 45-54 Are More Likely to Experience Adverse Job Experiences

Percentage Who Experienced a Negative Employment Event



Source: Jobs: An AARP Bulletin Poll, September 2013
Contact: Rebecca Perron, AARP Research, rperron@aarp.org
 Twitter @AARPResearch | Web: www.aarp.org/research/surveys