

---

## 2013 AARP Survey of 45+ South Carolina Residents on Medicaid Expansion

---

The AARP South Carolina State Office commissioned a survey to explore the views of its 45+ residents on expanding the Medicaid program in the state.

These results are based on a telephone survey fielded February 13 to February 21, 2013 of 800 45+ South Carolina residents. A total of 600 interviews with oversamples in Senate District 31 and House District 114 were completed yielding a margin of error of  $\pm 4.1$  percent. The combined interviews were weighted to reflect the age, gender and District proportions of the 45+ population in South Carolina. This report is based on 640 weighted responses. An annotated survey of the weighted responses begins on page 5 followed by a description of the methodology.

### Survey-In-Brief

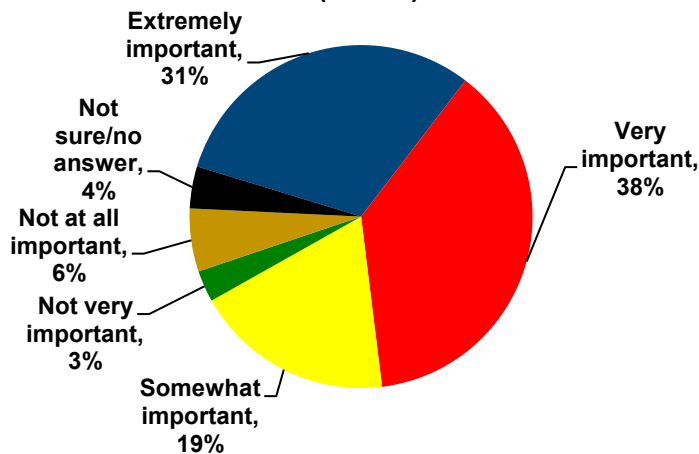
- ❖ **About seven in ten (69%) 45+ South Carolina residents believe that Medicaid is an important government program and nearly half (46%) believe they or someone they know will need it in the future.**
  - ✓ 69% say Medicaid is extremely or very important compared to other government programs. 19% say Medicaid is somewhat important, and only 9% say that it is not very or not at all important.
  - ✓ 46% say either they or someone they know is extremely or very likely to need Medicaid coverage at some point in the future, and another 21% say this need is somewhat likely.
  
- ❖ **Many (54%) 45+ South Carolina residents supports expanding Medicaid to cover adults with no children and who earn up to \$15,000 a year.**
  - ✓ 54% strongly or somewhat support the expansion of Medicaid in the state so that adults with no children and earning up to about \$15,000 a year can have health care coverage.
  - ✓ Support remains constant, as the same proportion (54%) say they would support Medicaid expansion knowing that adults with no young children and earning \$15,000 a year currently do not qualify for Medicaid benefits.
  
- ❖ **Nearly two-thirds (64%) of 45+ South Carolina residents believe that the state should use proceeds from the 2000 Tobacco Settlement to expand Medicaid in South Carolina.**
  - ✓ 64% agree that the state should use a portion of the trust fund money from the 2000 Tobacco Settlement in order to expand Medicaid in South Carolina.
  - ✓ Moreover, 54% *disagree* with Governor Haley's decision to decline federal funds in order to expand Medicaid in South Carolina.

## Detailed Findings

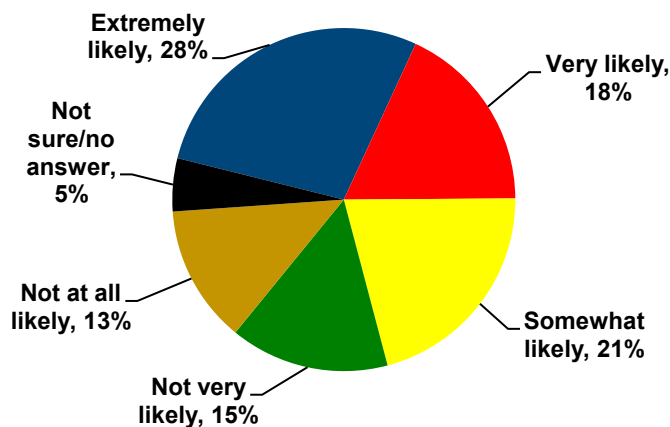
**45+ South Carolina residents believe that Medicaid is an important government program and many believe they or someone they know will need it in the future.**

- ✓ About seven in ten say Medicaid is extremely or very important compared to other government programs. Another one in five says Medicaid is somewhat important. Fewer than one in ten says that Medicaid is not very or not at all important.
- ✓ Almost half say either they or someone they know is extremely or very likely to need Medicaid coverage at some point in the future, and another one in five says this need is somewhat likely.

**Importance of Medicaid Compared to Other Government Programs\* (n=640)**



**Likelihood of Needing Medicaid in the Future (n=640)**

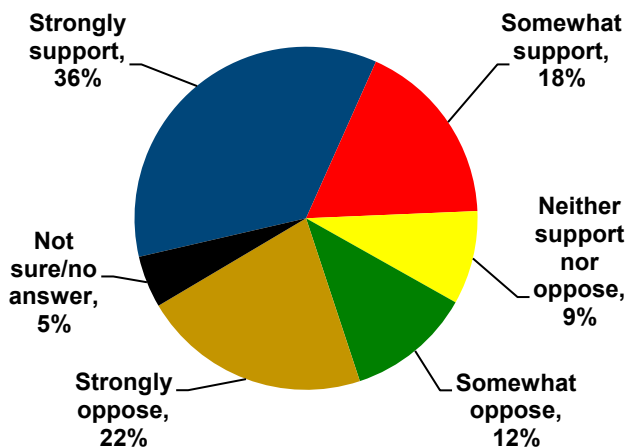


\*Percentages may not add up to 100 percent due to rounding.

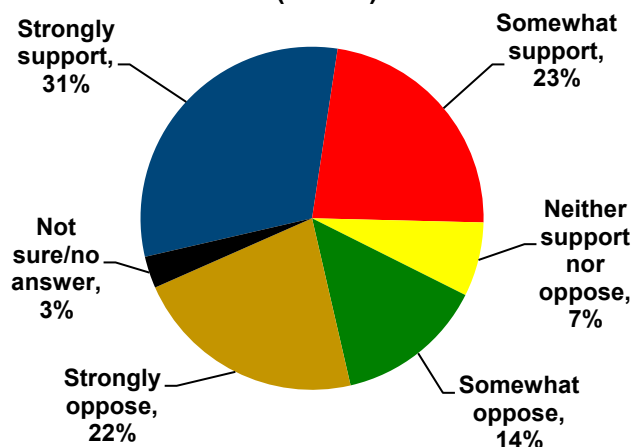
**45+ South Carolina residents support expanding Medicaid to cover adults with no children and who earn up to \$15,000 a year.**

- ✓ Over half (54%) support the expansion of Medicaid in the state so that adults with no children and earning up to about \$15,000 a year can have health care coverage.
- ✓ Survey respondents were told that right now adults with no young children and earning \$15,000 a year do not qualify for Medicaid benefits. Support remains constant, as the same proportion (54%) say they would support Medicaid expansion knowing this fact.

**Support for or Opposition to Expanding Medicaid\* (n=640)**



**Support for or Opposition to Expanding Medicaid Knowing that Some Adults Are Not Currently Eligible (n=640)**

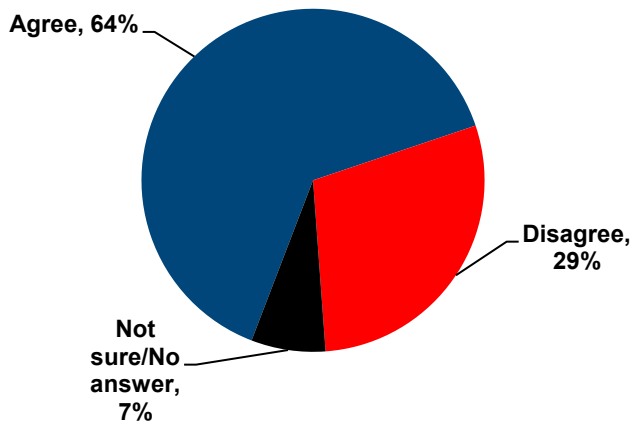


\*Percentages may not add up to 100 percent due to rounding.

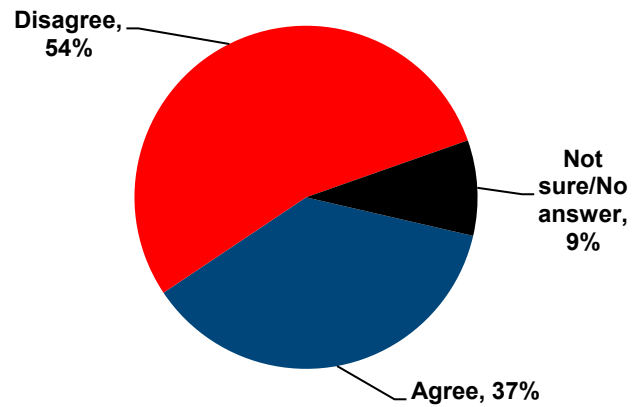
**45+ South Carolina residents believe that the state should use proceeds from the 2000 Tobacco Settlement to expand Medicaid in South Carolina.**

- ✓ Nearly two-thirds agree that the state should use a portion of the trust fund money from the 2000 Tobacco Settlement in order to expand Medicaid in South Carolina.
- ✓ Furthermore, many *disagree* with Governor Haley’s decision to decline federal funds in order to expand Medicaid in South Carolina.

**Agreement with Using the 2000 Tobacco Settlement for Medicaid Expansion (n=640)**

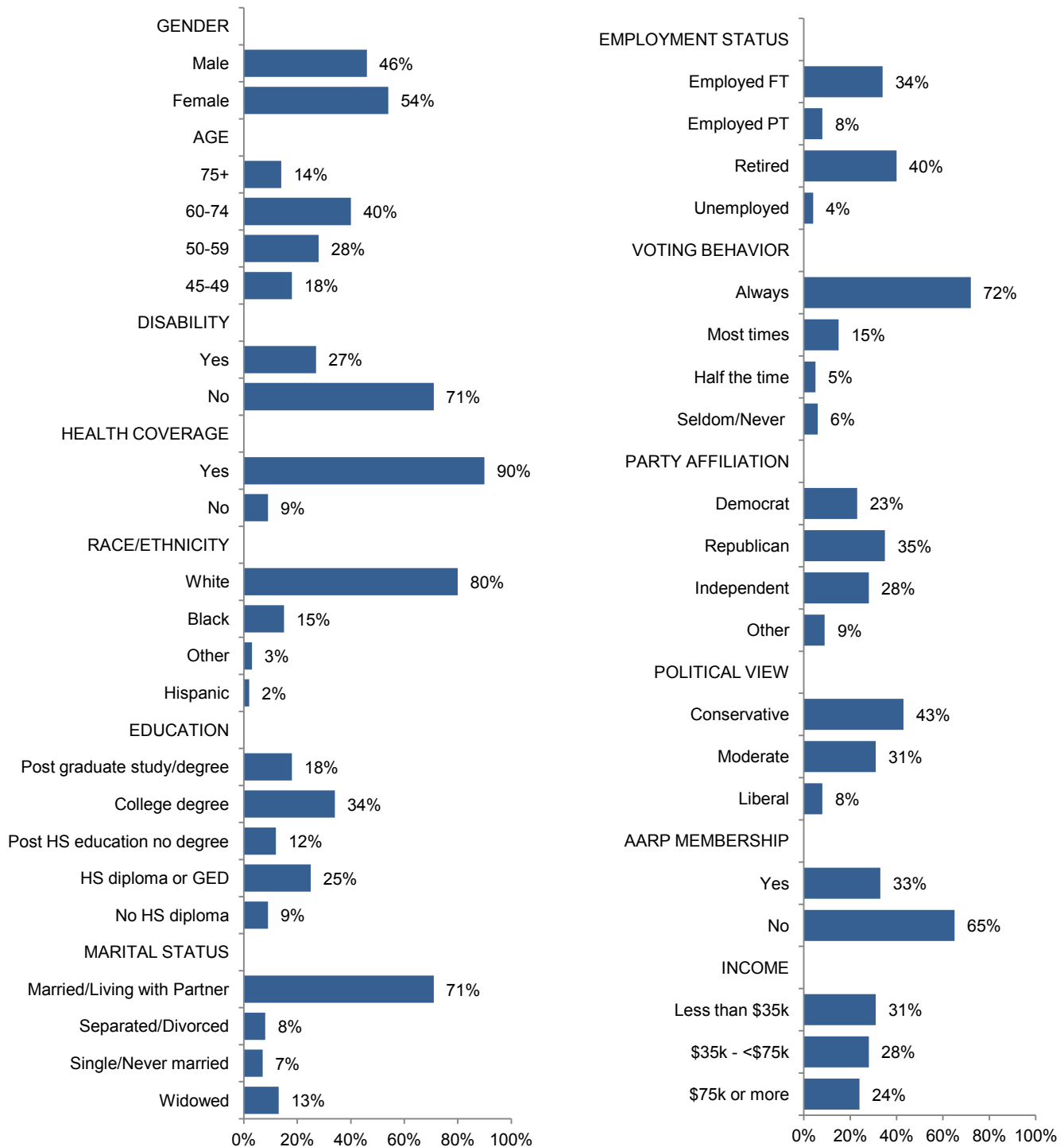


**Agreement with Governor Haley’s Decision to Decline Federal Funds for Medicaid Expansion (n=640)**



## Demographic Profile of Respondents

- Nearly one on five survey respondents are ages 45-49, over a quarter is ages 50-59, four in ten are ages 60-74 and one in seven is ages 75 or older. About seven in ten are married or living with a partner. Nine in ten respondents have health care coverage and more than a quarter has some type of disability. About a third has a high school or post high school education and another third has a college degree. Four in ten are either retired or working. The majority has an annual household income of less than \$75,000. Over one third identify their political party as Republican, and about a quarter as Democrats or Independent. The majority votes always or most of the time. Nearly three-quarters identify themselves as conservative or moderate in their political views and fewer than one in ten says they are liberal. A third says they are an AARP member.



**South Carolina Medicaid Expansion Survey of 45+ Residents  
Weighted by Age and Gender  
(Unweighted N=800; Weighted N=640)**

---

I'd like to ask you some questions about Medicaid, which is the government program that covers health and long term care for low-income seniors, adults with young children, and disabled persons. Medicaid is jointly funded by the state and federal government.

**Core Questions**

1. Based on what you just heard, how important is Medicaid compared to other government programs. Is it extremely important, very, somewhat, not very, or not at all important?

<u>%</u>	
31	Extremely important
38	Very important
19	Somewhat important
3	Not very important
6	Not at all important
4	Not sure
0	Refused

2. I'd like to ask you about an issue being talked about by the governor and the state legislature. As a result of the new health care law, states have the option to expand Medicaid to cover adults with no children who earn up to about \$15,000 a year. The federal government will pay one hundred percent of the costs for the first three years, and after that the states will pay ten percent and the federal government will pay ninety percent.

How strongly do you support or oppose expanding South Carolina's Medicaid program? Do you strongly support, somewhat support, neither support nor oppose, somewhat oppose or strongly oppose?

<u>%</u>	
36	Strongly support
18	Somewhat support
9	Neither support or oppose
12	Somewhat oppose
22	Strongly oppose
5	Not sure
0	Refused

**3. Right now, an adult making \$15,000 a year doesn't qualify for Medicaid if they don't have young children. Knowing this, how strongly do you support or oppose expanding South Carolina's Medicaid program? Do you strongly support, somewhat support, neither support nor oppose, somewhat oppose or strongly oppose?**

<u>%</u>	
31	Strongly support
23	Somewhat support
7	Neither support or oppose
14	Somewhat oppose
22	Strongly oppose
3	Not sure
0	Refused

**4. How likely do you think it is that you or someone you know may need Medicaid coverage at some point in the future? Do you think that you or someone you know may need Medicaid coverage at some point in the future? Do you think it is extremely likely, very likely, somewhat likely, not very likely or not at all likely?**

<u>%</u>	
28	Extremely likely
18	Very likely
21	Somewhat likely
15	Not very likely
13	Not at all likely
5	Not sure
<.5	Refused

**State Specific Questions**

**1. In 2000, the state of South Carolina received \$910 million dollars from the proceeds of the lawsuit with Tobacco companies. The state legislature is currently using some of the Tobacco Settlement to fund state programs. In 2013, South Carolina starts receiving \$60 million dollars from the settlement. Do you agree or disagree that the state should use a portion of the trust fund money to expand Medicaid in South Carolina?**

<u>%</u>	
64	Agree
29	Disagree
7	Don't know
<.5	Refused

**2. Governor Nikki Haley of South Carolina has stated publically that she will not accept federal funds to expand Medicaid in South Carolina. Do you agree or disagree with the Governors decision to decline federal dollars for Medicaid expansion?**

<u>%</u>	
37	Agree
54	Disagree
8	Don't know
1	Refused

**My last few questions are for classification purposes only!**

**D1. RECORD RESPONDENT GENDER**

**[IF NECESSARY SAY: "To ensure it is recorded accurately, could you please state your gender?"]**

<u>%</u>	
46	Male
54	Female

**D2. What is your age as of your last birthday? [RECORD IN YEARS]**

<u>%</u>	
18	45 – 49 years
28	50 – 59 years
40	60 – 74 years
14	75 + years

**D3. Does any disability, handicap or chronic disease keep you from participating fully in work, school, household, or other activities?**

<u>%</u>	
27	Yes
71	No
1	Don't Know/Not Sure
1	Refused

**D4. Do you have any kind of health care coverage, including employer-provided health insurance, private health insurance, or government plans such as Medicare or Medicaid?**

<u>%</u>	
90	Yes
9	No
<.5	Don't Know/Not Sure
1	Refused

**D5. What is your marital status? Are you currently.....**

<u>%</u>	
70	Married
1	Not married, but living with your partner
1	Separated
7	Divorced
13	Widowed
7	Currently Single <u>and</u> never been married
<.5	Don't Know
1	Refused

**D6. [IF D5 = 1 ASK: "Are you or your spouse currently a member of A-A-R-P?" IF D5 = 2 ASK: "Are you or your partner currently a member of A-A-R-P?" OTHERWISE ASK: "Are you currently a member of A-A-R-P?"]**

<u>%</u>	
33	Yes
65	No
1	Don't Know/Not Sure
1	Refused

**D7. Thinking about state elections for South Carolina Governor and Legislators in the last ten years, which of the following best describes your voting behavior? Would you say you vote...**

<u>%</u>	
72	Always
15	Most of the time
5	About half the time
3	Seldom
3	Never vote
1	Don't Know
1	Refused

**D8. Generally speaking, do you consider yourself to be a... [RANDOMIZE ORDER OF 1-3]**

<u>%</u>	
35	Republican
23	Democrat
28	Independent
9	Or, something else?
3	Don't Know
2	Refused



**D9. How would you characterize your political views? Would you say you are....[READ AND RANDOMIZE EACH ANSWER CATEGORY]?**

<u>%</u>	
43	Conservative
31	Moderate
8	Liberal
12	None of the above
4	Not sure
2	Refused

**D10. What is the highest level of education that you completed? (READ)**

<u>%</u>	
9	0 to 12 <sup>th</sup> grade, but with no diploma
25	High school graduate or equivalent
12	Post high school education, but with no degree
13	2 year college degree
21	4 year college degree
4	Post-graduate study, but with no degree
14	Graduate professional degree
<.5	Don't Know
1	Refused

**D11. Which of the following best describes your current employment status? Are you currently....**

<u>%</u>	
6	Self-employed full-time,
2	Self-employed part-time,
28	Employed full-time
6	Employed part-time
40	Retired and not working at all
4	Unemployed, but looking for work
13	Not in the labor force for other reasons?
<.5	Don't Know
1	Refused

**D12. Are you of Hispanic, Spanish, or Latino origin or descent?**

<u>%</u>	
2	Yes
96	No
1	Don't Know/Not Sure
2	Refused

**D13. And which of the following best describes your race?**

<u>%</u>	
80	White/Caucasian
15	Black/African American
0	Asian
1	Native American or Alaskan Native
0	Native Hawaiian or other Pacific Islander
2	Or are you some other race? [Specify:]
1	Don't Know
2	Refused

**D14. Thinking about who lives in your household, do you currently....[INSERT AND READ ITEMS A THROUGH C BELOW]?**

	<u>Yes</u>	<u>No</u>	<u>Not</u>	<u>Refused</u>
	<u>%</u>	<u>%</u>	<u>sure</u>	<u>%</u>
			<u>%</u>	
a. Have any children under age 18 living with you .....	17	81	0	2
b. Have any children over age 18 living with you .....	23	75	<0.5	2
c. Have any children away at college.....	14	84	<0.5	2

**D15. We realize income is a private matter and so rather than ask anything specific about your income; I'd like to ask you to please stop me when I get to the category that includes your household's income before taxes in 2012. Was it... [READ]**

<u>%</u>	
13	Less than \$15,000
10	\$15,000 to less than \$25,000
8	\$25,000 to less than \$35,000
10	\$35,000 to less than \$50,000
11	\$50,000 to less than \$60,000
7	\$60,000 to less than \$75,000
10	\$75,000 to less than \$100,000
4	\$100,000 to less than \$125,000
5	\$125,000 to less than \$150,000
3	\$150,000 to less than \$200,000
2	\$200,000 or more
4	Don't Know/Not Sure
12	Refused

## **Full Methodology**

The 2013 AARP Survey of 45+ South Carolina Residents on Medicaid Expansion was conducted through telephone interviews with a sample of 600 respondents ages 45 and older drawn at random from the state of South Carolina. The sample included two oversamples of 100 interviews each in Senate District 31 and House District 114. The interviews were conducted in English by RDD field services from February 13<sup>th</sup> through February 21<sup>st</sup>, 2013. The combined 800 interviews from the study were weighted by age, gender and Districts for South Carolinians ages 45+. This report is based on 640 weighted responses. The margin of error for the complete set of 600 interviews is  $\pm 4.1\%$ .

Respondents were screened to insure that they were residents of South Carolina and age 45 or older.

The questionnaire was developed by AARP staff. In order to improve the quality of the data, the questionnaire was pretested with a small number of respondents. The pretest interviews were monitored by RDD and AARP staff.

The response rate for this study was 9.94 percent and was calculated using AAPOR's response rate 3 method. The cooperation rate was 55.90 percent as calculated using AAPOR's cooperation rate 3 method.<sup>1</sup>

Throughout the report, statistics representing survey responses are reported in percentages which may not add up to 100 due to rounding and non-response. Also due to rounding, the percentages reported in the text may vary slightly from those in the annotation or in graphs.

---

<sup>1</sup> Calculated using AAPOR's Outcome Rate Calculator Version 2.1, May 2003

AARP is a nonprofit, nonpartisan organization, with a membership of more than 37 million, that helps people turn their goals and dreams into real possibilities, strengthens communities and fights for the issues that matter most to families such as healthcare, employment security and retirement planning. We advocate for consumers in the marketplace by selecting products and services of high quality and value to carry the AARP name as well as help our members obtain discounts on a wide range of products, travel, and services. A trusted source for lifestyle tips, news and educational information, AARP produces AARP The Magazine, the world's largest circulation magazine; AARP Bulletin; [www.aarp.org](http://www.aarp.org); AARP TV & Radio; AARP Books; and AARP VIVA, a bilingual news source. AARP does not endorse candidates for public office or make contributions to political campaigns or candidates. The AARP Foundation is an affiliated charity that provides security, protection, and empowerment to older persons in need with support from thousands of volunteers, donors, and sponsors. AARP has staffed offices in all 50 states, the District of Columbia, Puerto Rico, and the U.S. Virgin Islands. Learn more at [www.aarp.org](http://www.aarp.org).

State Research brings the right knowledge at the right time to our state and national partners in support of their efforts to improve the lives of people age 50+. State Research consultants provide strategic insights and actionable research to attain measurable state and national outcomes. The views expressed herein are for information, debate, and discussion, and do not necessarily represent official policies of AARP.

AARP staff from the South Carolina State Office, Campaigns, State Advocacy and Strategy Integration (SASI) and State Research contributed to the design, implementation and reporting of this study. Special thanks go to AARP staff including Teresa Arnold, Associate State Director of Advocacy in South Carolina; Jodi Sakol, Chryste Hall, Nathalie Shortal, Campaigns; Patrick Willard, SASI; Rachelle Cummins, Joanne Binette, Darlene Matthews and Cheryl Barnes, State Research; and Michael Schuster, Office of General Counsel. Please contact Aisha Bonner at 202-434-3531 for more information regarding this survey.



### **Research and Strategic Analysis**

**For more information about this survey, please contact Aisha Bonner at:**

**202.434.3531 or e-mail [abonner@aarp.org](mailto:abonner@aarp.org)**