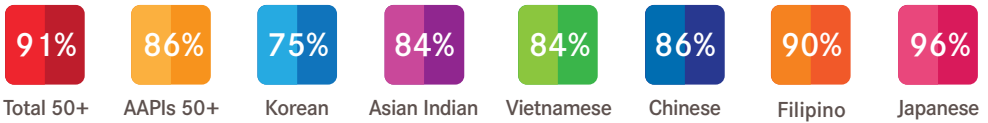


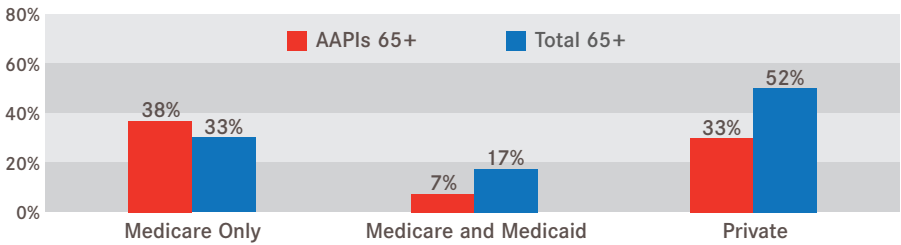
AAPIs face different health challenges compared to other Americans. AAPIs are the fastest-growing racial group in the U.S., but more reliable, current data is needed to better understand their health needs.

Health Insurance Coverage Varies by AAPI Ethnic Group



There is wide disparity among AAPI groups in regard to insurance coverage. Filipino Americans are the closest to the general population in coverage, while Korean Americans have the most need for health insurance. Japanese Americans exceed the general population of the same age in insurance coverage.

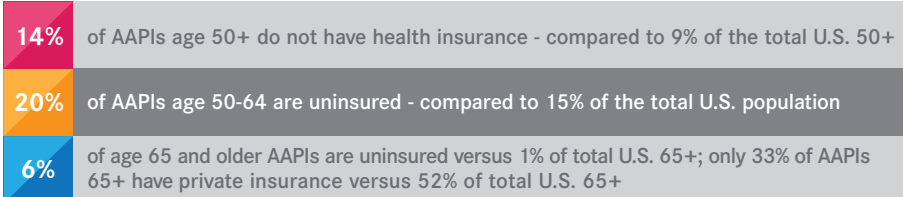
How AAPIs 65+ are Insured



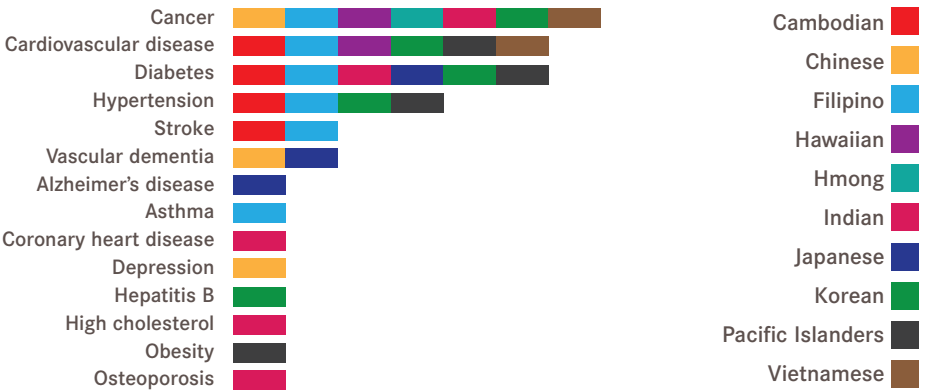
Among 50-64: 20% of AAPIs have no health insurance vs. 15% in U.S. total age 50-64.

High Costs Hinders Insurance Coverage

The most common reason for lack of health insurance is cost. Due to limited resources, AAPIs aged 65+ are more likely to be uninsured and to rely on public insurance.



Most Commonly Reported Health Problems



Sources:

U.S. Census Bureau, 2012. American Community Survey (ACS) Public Use Microdata Sample (PUMS), 2012. Prepared by the AARP Research Center.

Blacker, Karen. NAPCA Data Brief, 2013. "Asian Americans and Pacific Islanders in the United States Aged 65 Years and Older: Economic Indicators".

Contact: Xenia Montenegro, AARP Research, xmontenegro@aarp.org