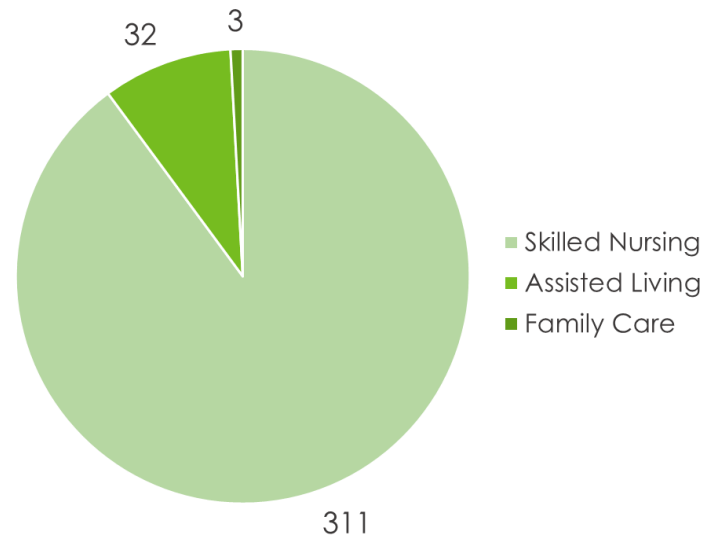




The Green House Project COVID Study Report

Green House and Small House Homes Sample Size



Methods

- Sample
 - ✓ Includes 68 Green House organizations and 10 small house home organizations.
 - ✓ 346 total homes
 - ✓ Serves 3,727 elders at full occupancy
- Emailed Questionnaire
 - ✓ Initial questionnaire sent out on 6/2/20 and monthly thereafter
 - ✓ Data reported:
 - 2/1/20 to 5/31/20
 - Monthly updates June—October 2020

Response Rate

- 68 organizations submitted data at least one data set in the study.
- The responses include 306 Green House and small house homes which serve 3,295 elders.

Green House Homes and Small Homes with Confirmed COVID-19 Cases & Deaths and Homes without Cases, Across All License Types

Reporting Period 2/1/20—5/31/20

License Type	No. of Orgs	No. of Homes	No. of Elders served on 5/31/20	No. of Homes with Positive cases	No. of confirmed COVID-19 Positive Cases for Elders	No. of COVID-19 related deaths	Percent of COVID Free Homes
GH SN	45	229	2,384	11	32	1	95%
Small House SN	10	47	404	7	15	3	85%
Green House and Small House Combined (SN)	55	276	2,788	18	47	4	93%
Assisted Living	13	24	218	2	15	3	92%
Family Care	2	3	24	0	0	0	100%

Green House Homes and Small Homes with Confirmed COVID-19 Cases & Deaths and Homes without Cases, Across All License Types

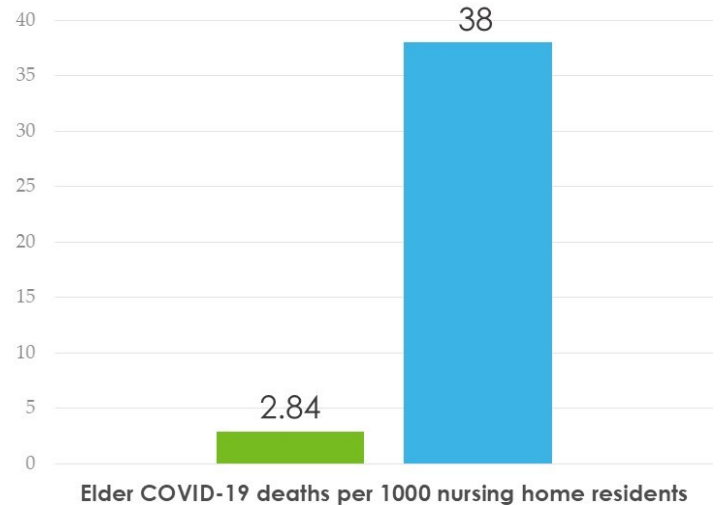
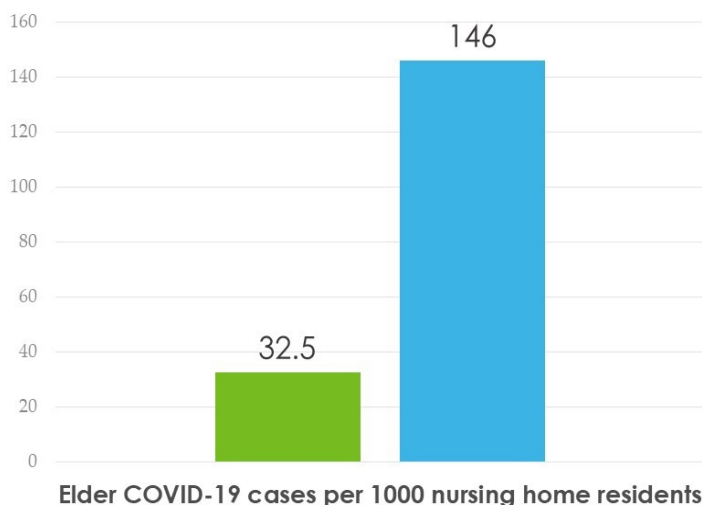
Reporting Period 6/1/20—6/30/20

License Type	No. of Orgs	No. of Homes	No. of Elders served on 6/30/20	No. of Homes with Positive cases	No. of confirmed COVID-19 Positive Cases for Elders	No. of COVID-19 related deaths	Percent of COVID Free Homes
GH SN	41	212	1,997	3	5	0	99%
Small House SN	10	47	399	0	0	0	100%
Green House and Small House Combined (SN)	51	259	2,396	3	5	0	99%
Assisted Living	9	14	118	0	0	0	100%
Family Care	2	3	23	0	0	0	100%

Reporting Period 7/1/20—7/31/20

License Type	No. of Orgs	No. of Homes	No. of Elders served on 7/31/20	No. of Homes with Positive cases	No. of confirmed COVID-19 Positive Cases for Elders	No. of COVID-19 related deaths	Percent of COVID Free Homes
GH SN	40	209	2,110	10	17	0	95%
Small House SN	10	47	393	3	11	3	94%
Green House and Small House Combined (SN)	50	256	2,503	13	28	3	95%
Assisted Living	9	16	119	2	6	1	88%
Family Care	2	3	23	0	0	0	100%

Confirmed Elder Cases and Deaths Green House/Small House Skilled Nursing to National Nursing Home Data (1/1/20—7/26/20)



■ Green House ■ Certified Skilled Nursing Homes

■ Green House ■ Certified Skilled Nursing Homes