

## Social Security: Who's Counting on It?<sup>1</sup>

**Selena Caldera**  
AARP Public Policy Institute

- ✓ In 2011, nearly 55 million people received some sort of Social Security benefit.
- ✓ In 2010, Social Security kept 35 percent of older Americans out of poverty.

Social Security insures families against the loss of income caused by retirement, disability, or death, with nearly universal coverage. Social Security has been a success; however, the program has a long-term financial challenge. Over the next 75 years, Social Security's actuarial deficit is projected to be 2.22 percent of taxable payroll.<sup>2</sup> This deficit needs to be addressed soon, without changing the fundamental structure of the program or eroding the protections it offers to almost all workers and their families. Here are some important facts to remember as the future of Social Security is discussed.

### Social Security Insurance Protects All Age Groups.

Social Security not only provides retirement income for older Americans, it also protects workers of all ages and their families against the risks of death and disability (see figure 1). In 2011, 55 million people, including about 38 million under age 65, received some sort of Social Security benefit.<sup>3</sup>

- Ninety-seven percent of people aged 20 to 49 in covered employment have earned survivorship protections for their family.<sup>4</sup>
- Ninety-one percent of people aged 21 to 64 in covered employment can depend on a monthly cash benefit in

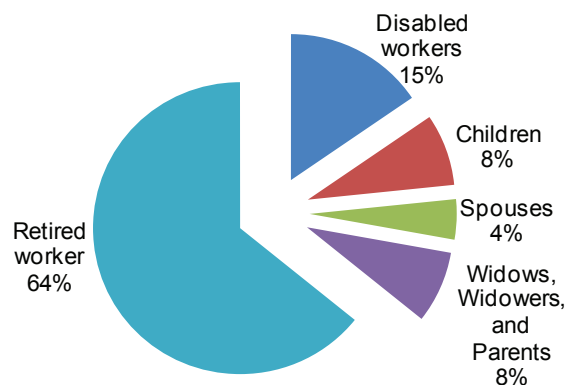
the case of a severe and prolonged disability.<sup>5</sup>

### Social Security Benefits Are Fully Funded for Another 24 Years.

The Social Security trust funds have accumulated more than \$2.6 trillion in assets, and their value is estimated to peak at \$3.7 trillion in 2022. After that year, the trust funds assets will begin to be drawn down in order to pay full benefits.

Beginning in 2036, according to the Social Security trustees, the Social Security trust funds will be exhausted. Without any changes, Social Security

**Figure 1**  
Who Benefited from Social Security in 2011?



Source: Social Security Administration, *Beneficiary Data: Number of Social Security recipients at the end of Dec 2011*. Accessed from <http://www.ssa.gov/cgi-bin/currentpay.cgi>.

## Social Security: Who's Counting on It?

taxes (primarily payroll taxes) still will be enough to pay 76 percent of scheduled benefits in 2037 and 74 percent of scheduled benefits in 2085.<sup>6</sup>

It is important that reforms to bring the program into solvency be made sooner rather than later. The sooner action is taken, the less severe the changes to the program must be. For example, an increase in the payroll tax of 2.15 percentage points or a 13.8 percent decrease in benefits now would close the shortfall in the Social Security trust funds, whereas waiting until after 2036 requires a 4 percentage point increase in the payroll tax or a 23 percent reduction in benefits.

Just as important, the sooner changes are made, the more time there will be for future retirees to adjust their retirement plans.

### Social Security Is the Principal Source of Family Income for Nearly Half of Older Americans.

Twenty-four percent of those aged 65 and over live in families that depend on Social Security benefits for 90 percent or more of their income. Another 26 percent receive at least half but less than 90 percent of their family income from Social Security (see table 1).<sup>7</sup>

Social Security benefits are particularly important for women, because, on average, women live longer and earn less than men. Fifty-two percent of all women aged 65 and older depend on Social Security benefits for 50 percent or more of their family income, compared to 45 percent of men.<sup>8</sup> Additionally, reliance on Social Security as a source of guaranteed income increases with age (see figure 2).

Eighty-eight percent of individuals aged 65 and over include Social Security benefits as a source of family income, which is double the number of individuals receiving income from pensions and retirement savings (see figure 3). Social Security retirement benefits are guaranteed for life and are adjusted to keep pace with inflation. In contrast, pensions and retirement savings accounts are rarely indexed to inflation, and retirees may outlive those assets.

### Social Security Keeps Older Americans Out of Poverty.

As the only guarantee of income in retirement, Social Security has performed admirably over the years in keeping older Americans out of poverty. In 2010, Social Security income kept roughly 35 percent of older Americans out of poverty (see figure 4). The poor and near-poor also rely on Social

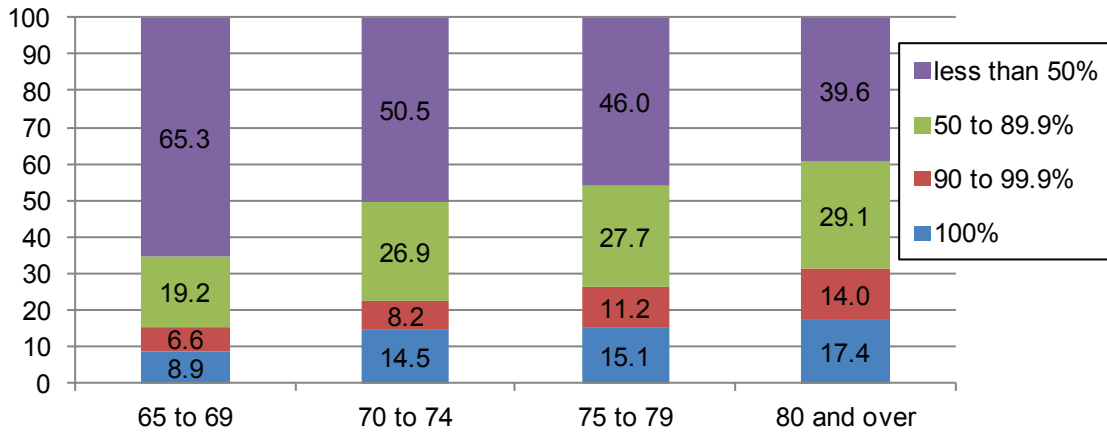
**Table 1**  
**Older Americans Depend on Social Security for a Substantial Share of Family Income, 2007–2010**

	100%		90 to 99.9%		50 to 89.9%		less than 50%		Total	
	thousands	percent (persons)	thousands	percent (persons)	thousands	percent (persons)	thousands	percent (persons)	thousands	percent (persons)
<b>2007</b>	5,217	14.4	3,015	8.3	9,682	26.7	18,300	50.5	36,214	100.0
<b>2008</b>	5,120	13.8	3,427	9.2	9,708	26.1	18,893	50.9	37,148	100.0
<b>2009</b>	5,315	13.8	3,638	9.4	10,396	26.9	19,264	49.9	38,613	100.0
<b>2010</b>	5,271	13.7	3,815	9.9	9,816	25.5	19,555	50.8	38,457	100.0

Note: Family income includes income from all family members, including those in related subfamilies. People with zero family income, negative family income, negative family earnings, or negative family asset income are excluded. The elderly includes people aged 65 and older.

Source: Author's tabulations of U.S. Bureau of the Census, March 2008-2011, Current Population Survey.

**Figure 2**  
**Reliance on Social Security Increases with Age, 2010**



Note: Family income includes income from all family members, including those in related subfamilies. Persons with zero family income, negative family income, negative family earnings, or negative family asset income are excluded. The elderly includes persons aged 65 and older.

Source: Author's tabulations of U.S. Bureau of the Census, March 2011, Current Population Survey.

Security for a significant share of their income; in 2010, more than half of the poor and near-poor relied on Social Security for 90 percent or more of their family income (see figure 5).

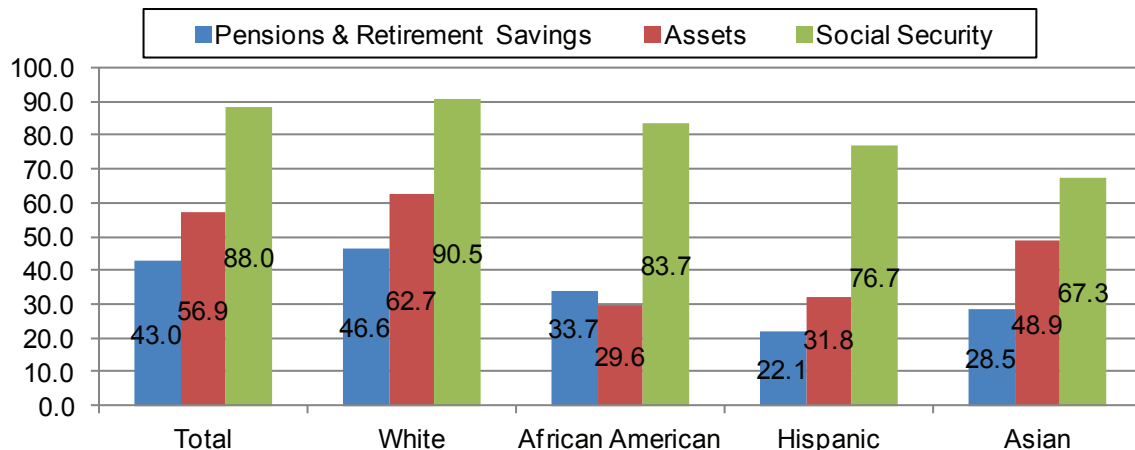
The progressive Social Security benefit formula ensures that these lower-wage workers and their families receive a higher benefit relative to their contributions than higher-wage workers.

**Social Security Provides Critical Income Support to Minorities.**

African Americans and Hispanics make up a disproportionately large segment of workers earning low or moderate wages.

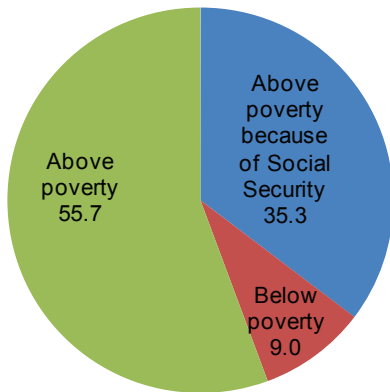
Older minorities are less likely than whites to have income from pensions and other retirement savings or assets (see figure 3). However, 84 percent of African Americans and 77 percent of Hispanics over age 65 have family

**Figure 3**  
**Social Security is an Important Source of Family Income for Elderly Minorities, 2010**



Source: Author's tabulations of U.S. Bureau of the Census, March 2011, Current Population Survey.

**Figure 4**  
**Social Security Keeps Older Americans Out of Poverty, 2010**



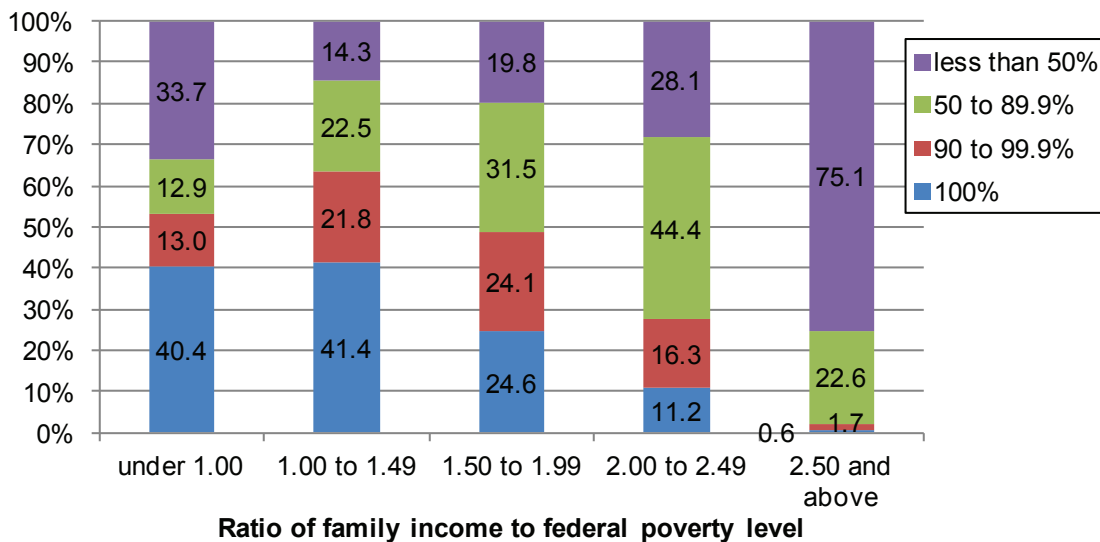
Source: Author's tabulations of U.S. Bureau of the Census, March 2011, Current Population Survey.

**Social Security Is the Foundation of Workers' Retirement Security, But It Was Never Intended to Be the Only Source.**

Social Security was intended to provide vital basic protections for workers and their families. However, savings and pensions are important components of overall retirement income security. For a comfortable retirement, many financial planners suggest that an individual's total income from pensions, personal savings, and Social Security should replace at least 70 percent of preretirement income.<sup>9</sup> On average, however, Social Security replaces only 41 percent of a medium earner's wages.<sup>10</sup>

income from Social Security. Older African Americans and Hispanics are more likely than older whites to depend on Social Security for 90 percent or more of their family income (figure 6).

**Figure 5**  
**Social Security is Vital to Poor and Low-Income Older Americans, 2010**



2010 Poverty Thresholds for Persons 65 and Older  
 1 person family \$10,458    2 person family \$13,194

Note: Family income includes income from all family members, including those in related subfamilies. Persons with zero family income, negative family income, negative family earnings, or negative family asset income are excluded. The elderly includes persons aged 65 and older.

Source: Author's tabulations of U.S. Bureau of the Census, March 2011, Current Population Survey.

